



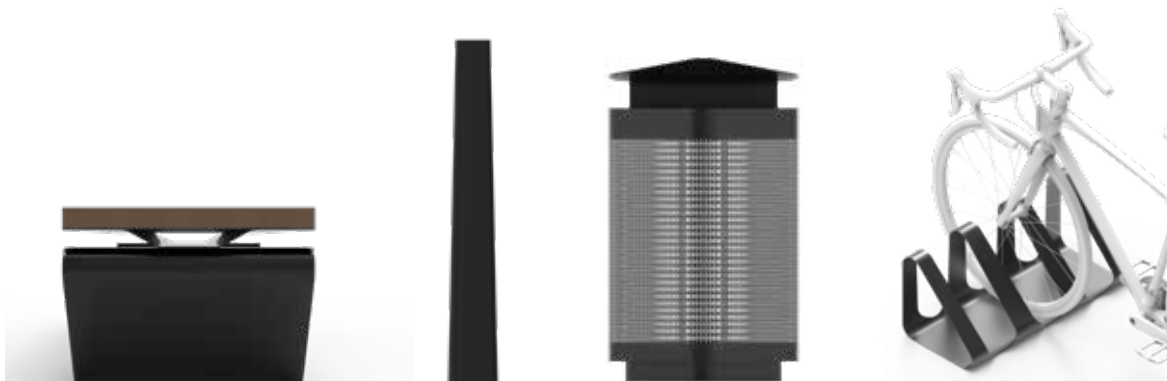
ORMA



ORMA URBAN FURNITURE PRODUCT LINE

Consultation, Design Services, Engineering, Fabrication, Installation.

www.sd-ind.com | sales@sd-ind.com | 212-348-8000



ORMA

01

ORMA

STRENGTH IN SIMPLICITY

Orma is a product line defined by bold geometric purity and precise detailing. Each element is constructed from laser-cut and CNC-bent steel, ensuring structural integrity and visual consistency. The defining gesture is a polygonal cross-section that anchors every piece with an architectural stance. The integration of contrasting materials—such as wood slats and perforated steel—adds functional variation while preserving a coherent aesthetic across the series.

Key Features

Geometric Solidity:

Each product is built around a sculptural form defined by clean edges, flat surfaces, and folded transitions. The formal language ensures recognizability in any urban context.

Advanced Sheet Metal Fabrication:

Manufactured from laser-cut and folded steel sheets, Orma emphasizes precision and repeatability. All components can be flat-packed and assembled efficiently.

Hybrid Material Logic:

The line mixes steel with slatted wood surfaces and

perforated modules, allowing material contrast while simplifying fabrication and replacement processes.

Urban-Scale Versatility:

Benches, bins, racks, and bollards all respond to high-traffic public environments. The product language works in plazas, campuses, transit hubs, and civic centers.

Durability and Maintenance:


Finished with powder coating and optional anti-graffiti treatments, all pieces resist corrosion and wear while allowing easy component replacement if needed.



ORMA BENCH

STEEL COMFORT, STRUCTURAL SIMPLICITY

The Orma Bench is a study in dynamic geometry and ergonomic balance. Defined by its sculpted lateral supports, this bench combines steel and wood in a visually fluid yet robust construction. Its folded steel base not only gives it visual lightness but also ensures long-term durability in public settings. The bench with backrest extends comfort while maintaining a minimalist aesthetic that integrates seamlessly into architectural environments.



ORMA BENCH

STEEL COMFORT, STRUCTURAL SIMPLICITY

Key Features

Folded Steel Base:

The distinctive triangular fold of the support is cut and bent from thick steel plate, offering structural efficiency with minimal welding and a clean profile from every angle.

Modular Wooden Seat:

The seat uses precision-spaced wood or WPC slats over hidden fasteners, allowing easy replacement or maintenance while preserving visual continuity.

Ergonomic Backrest Variant:

Available with or without a backrest, the version with backrest features a curved steel sheet with embedded anchors, ensuring seated comfort for prolonged use.

Elegant Side Profile:

From the side, the bench reveals a continuous flowing contour, emphasizing craftsmanship and reducing visual mass.

Anchoring Simplicity:

Hidden mounting points under the base plate ensure discreet but secure installation for urban settings.



ORMA BENCH TYPE B

03

ORMA BIN

BUILT TO LAST, DESIGNED TO STAND OUT

The Orma Bin is a sculptural and practical solution for public waste management. Designed with a geometric core and perforated skin, its twin-compartment structure meets the demands of modern recycling programs while standing out visually in urban space. A split top lid with a central hinge allows easy separation of waste types and simplifies emptying procedures.

Key Features

Dual Compartment Structure:

Two independent sections enable selective collection (recyclables and waste), improving user compliance in public areas.

Perforated Metal Shell:

Offers transparency, reduces odors, and adds texture while minimizing wind resistance and structural weight.

Hinged Split-Lid Design:

V-shaped lid provides distinct, intuitive access points and pivots around a central axis for fast emptying and low maintenance.

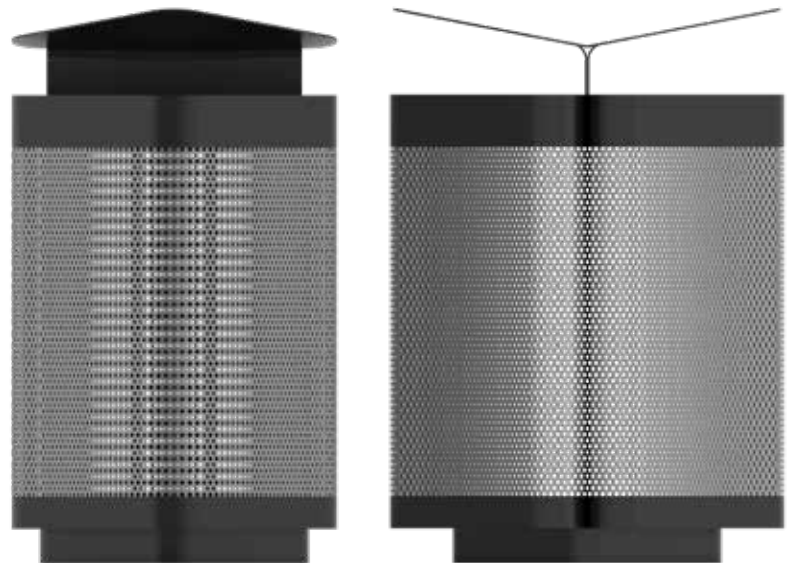
Robust Fabrication:

Built with thick steel plates, precision laser-cut and formed to exact angles, ensuring mechanical durability and visual consistency.



ORMA TRASH BIN

04



ORMA BIKE RACK

SECURITY WITH PRESENCE

The Orma Bike Rack is designed to balance elegance, efficiency, and resistance. Formed from a single steel sheet, its folded geometry creates a continuous loop that securely holds bicycles without complex parts or assembly. Every curve and cut follows a logic of precision manufacturing, achieving durability and a compact visual footprint.

Key Features

Monomaterial Construction:

Built from a single folded steel plate, reducing welds and joints for increased longevity and cleaner aesthetics.

Space-Efficient Footprint:

The rack's linear configuration allows multiple units to be installed side by side, maximizing parking capacity without crowding the space.

Optimized Geometry:

The U-shaped slots grip the front wheel gently but firmly, preventing tilting or shifting while accommodating a range of bike sizes.

Vandal-Resistant Design:

The compact structure and robust anchoring system provide strong resistance to impact and unauthorized removal.



ORMA BIKE RACKS

05

ORMA BOLLARD

GEOMETRIC CLARITY FOR URBAN BOUNDARIES

The Orma Bollard defines space with subtle power. Its monolithic steel body, softened by rounded edges and a minimal geometry, integrates with contemporary public environments while marking boundaries clearly. Precision-folded and laser-cut, the design ensures structural integrity and visual continuity across the Orma line. A front-facing slot at the top allows optional light integration or signage.

Key Features

Seamless Steel Body:

Manufactured from a single steel sheet, bent and welded with precision to eliminate visual seams and increase durability.

Urban-Ready Geometry:

Its clean taper and softened triangular footprint give the bollard a sculptural yet understated presence.

Optional LED Integration:

The narrow front slot enables the installation of subtle wayfinding lights or reflective strips without altering the silhouette.

Low-Maintenance Finish:

Powder-coated for maximum outdoor resistance, with color options that match the rest of the Orma product line.



ORMA BOLLARD

06





SDI ORMA URBAN FURNITURE PRODUCT LINE

CONTACT

HEADQUARTERS

250 Pehle Ave, Ste 200, Saddle Brook, NJ 07663

FACTORY

213 Porter Rd, Conroe, TX 77301



www.sd-ind.com



sales@sd-ind.com



212-348-8000