



**CYBER**



## **CYBER SIGNAGE LINE**

**Consultation, Design Services, Engineering, Fabrication, Installation.**

[www.sd-ind.com](http://www.sd-ind.com) | [sales@sd-ind.com](mailto:sales@sd-ind.com) | 212-348-8000



CYBER SIGNAGE LINE

01

## CYBER SIGNAGE LINE

EDGE-FORWARD SIGNAGE FOR FORWARD-THINKING SPACES

Cyber is a signage system designed for high-tech, high-impact environments. Its sharp lines, angular cuts, and sleek matte-metal finish make it a statement piece in any contemporary interior. Ideal for offices, institutions, and public spaces that want to project a bold and futuristic identity.

Each sign in the Cyber line is crafted from anodized aluminum with a brushed texture and integrated ADA-compliant braille. The asymmetrical geometry plays with light and shadow, enhancing visibility and adding dimensionality to walls.

## CYBER SIGNAGE LINE

# ADA SIGNS

### Key Features:

#### Futurist Geometry

Distinct angular cuts and trapezoidal forms give Cyber its unique, high-tech aesthetic. The layout breaks the monotony of standard signage with a directional, energetic stance.

#### Brushed Metal Finish

The matte black brushed aluminum provides contrast and durability. It's scratch-resistant and easy to clean, ideal for high-traffic areas.

#### Integrated Braille & Tactile Text

All signs include Grade 2 Braille and raised lettering, fully ADA-compliant without compromising visual minimalism.

#### Modular System

From simple room IDs to evacuation maps and directories, the line is built on a cohesive grid that adapts to various functions and content types.

#### High Contrast for Readability

The silver-on-black color scheme enhances legibility at a glance, supporting universal design and accessibility standards.

#### Precision Fabrication

Manufactured with CNC cutting and laser-etched detailing for consistent quality and sharp visual edges.

**Cyber is not just a signage system — it's a design decision.**



# CYBER A-1



A diagram showing a door swing. The door is open, and the clear width is measured from the face of the door to the edge of the frame. The measurement is labeled "48" Min to 60" Max". The door is labeled "301".

CYBER SIGNAGE LINE  
**ADA SIGNS**

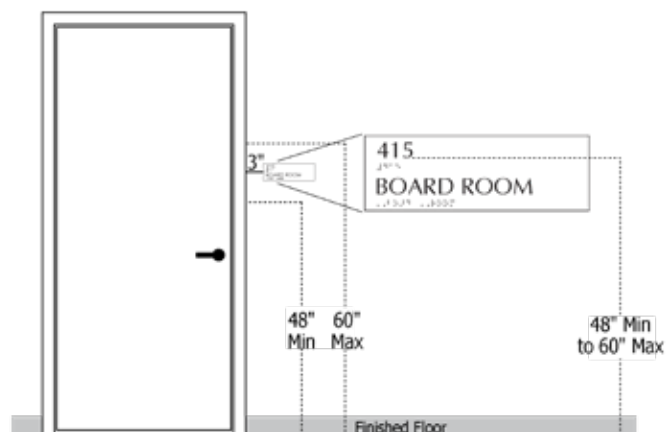
**CYBER A-2**

**04**

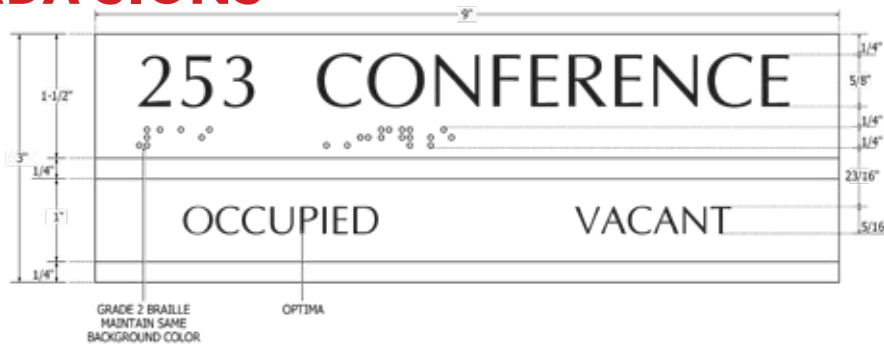


**A-2: ROOM ID SIGN**

The A-2 sign is designed to mark important rooms with clarity and presence. Ideal for spaces like boardrooms or executive offices, this format balances typographic hierarchy with Cyber's angular, high-tech design. Its elongated shape and precise layout support longer names without sacrificing visual order.



## CYBER SIGNAGE LINE ADA SIGNS

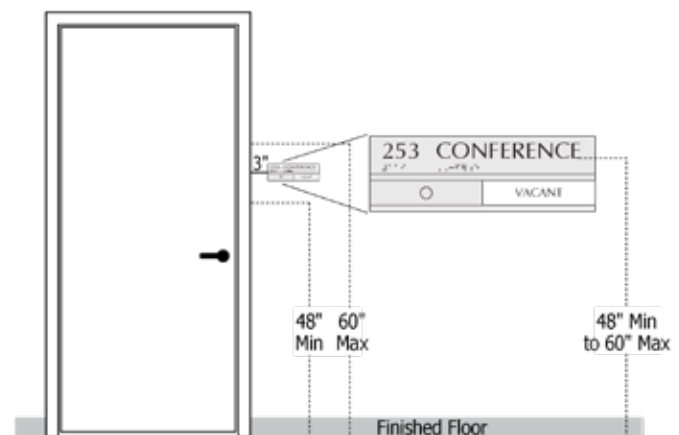


CYBER A-3

05

### A-3: OCCUPIED / VACANT TOGGLE

The A-3 Room ID Sign integrates room number, function name, and a manual occupancy slider in a clean horizontal layout. Designed for conference rooms, exam rooms, and shared spaces, it offers ADA-compliant tactile text with Braille plus a visible toggle showing "VACANT" or "OCCUPIED." A quick-glance solution that improves space management.



## CYBER SIGNAGE LINE ADA SIGNS



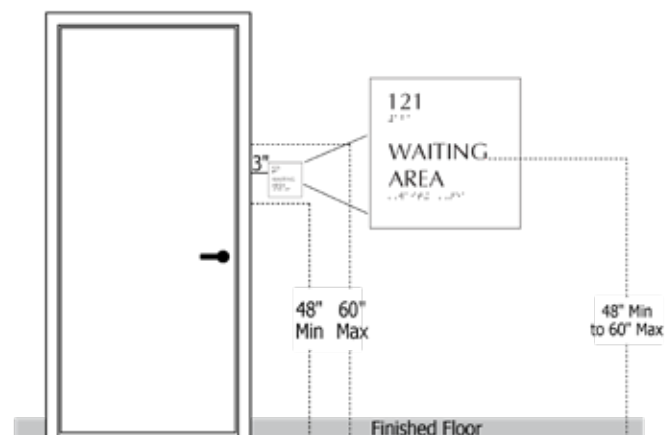
CYBER A-4

06



### A-4: ROOM ID SIGN

The A-4 sign is tailored for identifying shared or functional spaces like waiting areas, lounges, or reception zones. With a balanced vertical composition, it accommodates multi-line text while preserving the sharp, futuristic identity of the Cyber line. Its geometric structure gives the sign presence without overwhelming the wall.



## CYBER SIGNAGE LINE ADA SIGNS

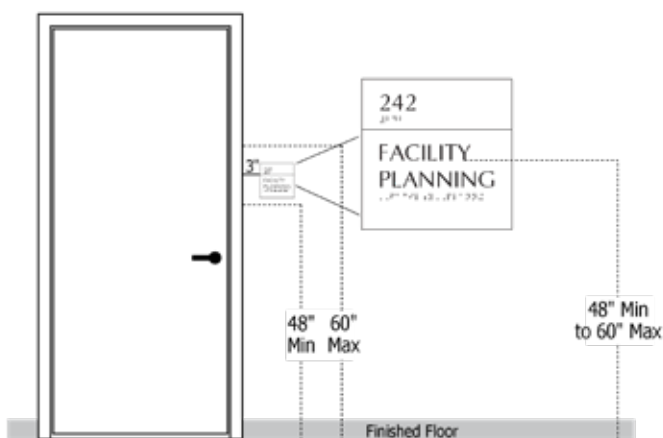


CYBER A-5

07

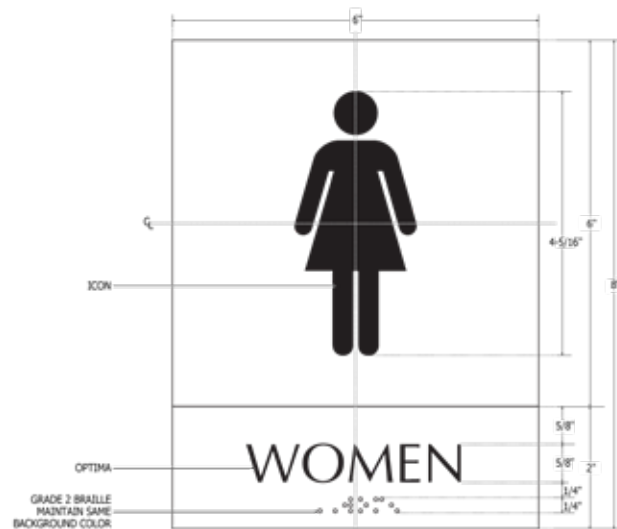
## A-5: ROOM ID SIGN

The A-5 Room ID Sign is a large, modular identifier designed for key spaces that require both prominence and flexibility. It displays the room number and full room name in an ADA-compliant layout, with tactile text and Braille. Its standout feature is a removable faceplate system that allows for quick content updates without replacing the full sign.





CYBER SIGNAGE LINE  
**ADA SIGNS**

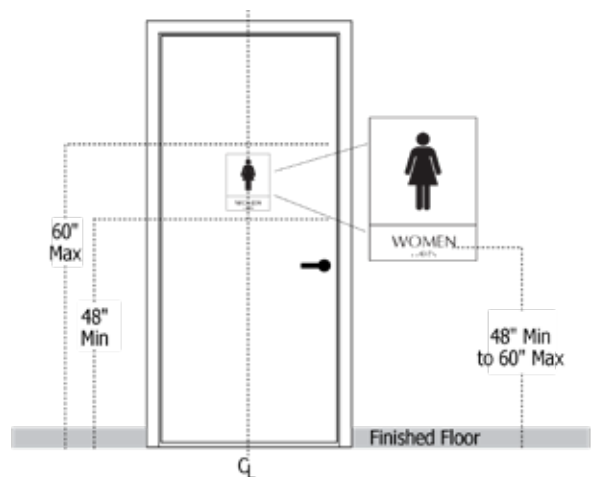


**CYBER A-6**

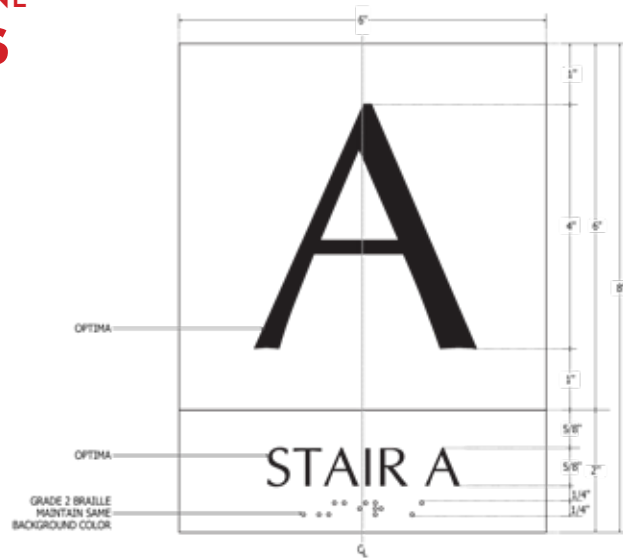
**08**

## **A-6: BATHROOM ID SIGN**

The A-6 bathroom id sign with a bold, universally recognized icon and clean typography. Its vertical format and minimalist layout ensure clear wayfinding in public and commercial spaces. Seamlessly aligned with the Cyber line's futuristic geometry, this sign blends function and visual precision.



## CYBER SIGNAGE LINE ADA SIGNS

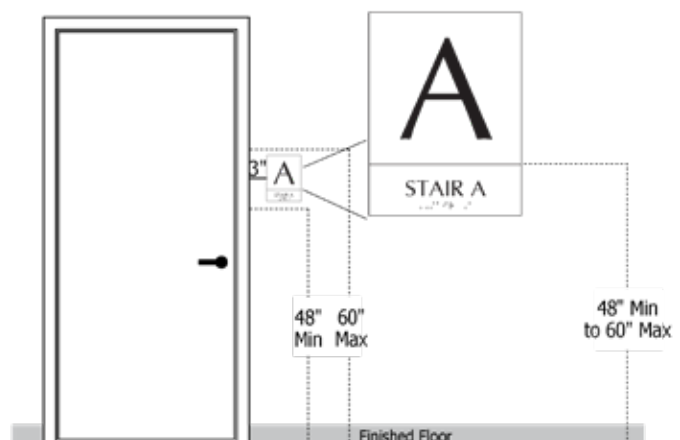


CYBER A-7

09

## A-7: STAIR ID SIGN

The A-7 sign identifies stairwells with bold clarity and architectural presence. Designed for high-visibility circulation points, it pairs a large alphabetic designation with supporting text, helping users orient themselves quickly and effectively. Built within the Cyber line, it adds a sharp visual statement to emergency and vertical access zones.



## CYBER SIGNAGE LINE ADA SIGNS

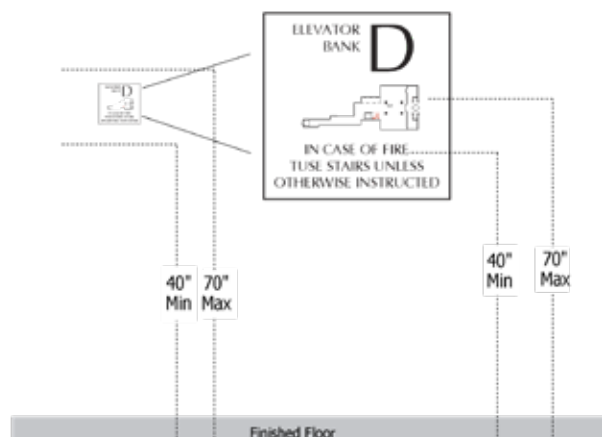


CYBER A-8

10

## A-8: FLOOR ID SIGN

The A-8 Floor ID Sign provides clear, large-format identification for building levels. Its oversized number and tactile label ensure quick recognition for all users, including those with visual impairments. This ADA-compliant sign is essential for elevators, stairwells, and hallway intersections.



## CYBER SIGNAGE LINE

# ADA SIGNAGE W/ FLEX OPTION

Paper Insert Adaptable Signs offer a practical solution for dynamic spaces where names, titles, or schedules change often. Designed with a fixed ADA-compliant header and a protected insert slot, these signs allow users to update information quickly without tools or replacements. Ideal for offices, meeting rooms, clinics, and academic settings.

### Key Features:

#### ADA-Compliant Headers

Permanent tactile room numbers or labels ensure code compliance.

#### Quick-Change Inserts

Easily slide in printed paper or film to update names or roles.

#### Clean, Modular Design

Maintains visual consistency while enabling flexibility.

#### Durable and Reusable

Engineered for frequent changes without wear or damage.

#### Ideal for Shared Spaces


Perfect for workstations, rotating offices, or department listings.



CYBER ADA FLEX

11

CYBER SIGNAGE LINE  
**ADA SIGNAGE FLEX**



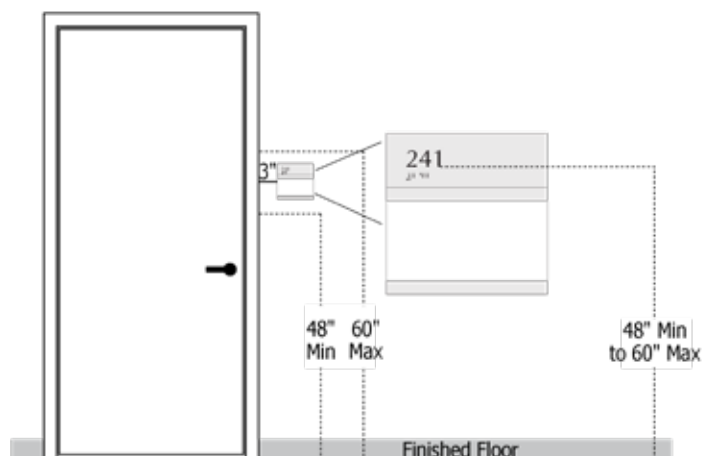
**CYBER B-1**

**12**




**B-1: ROOM ID  
 WITH PAPER INSERT**

The B-1 sign pairs permanent room identification with a paper insert window for flexible updates. Ideal for offices, classrooms, or shared-use spaces, it balances consistency and adaptability while remaining ADA-compliant.



CYBER SIGNAGE LINE

## ADA SIGNAGE FLEX

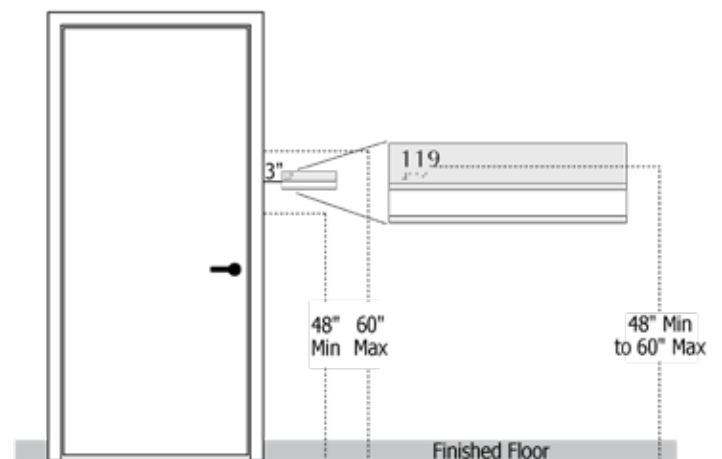


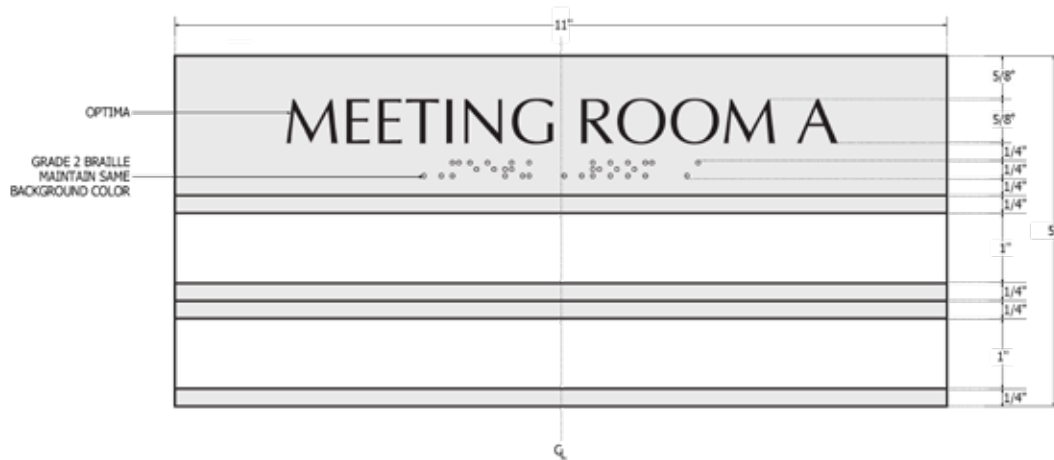
CYBER B-2

13

### B-2: ROOM ID WITH PAPER INSERT

The B-2 sign offers horizontal room identification with space for a full-width paper insert. Its streamlined proportions make it ideal for longer names or titles without sacrificing accessibility or elegance.




**ADA SIGNAGE FLEX****CYBER B-3****14****B-3: ROOM ID  
WITH PAPER INSERT**

B-3 is a horizontal room ID sign designed for shared or dynamic spaces like meeting rooms. It features a permanent room name in tactile lettering and braille, along with two paper insert slots for flexible scheduling or occupancy details.

CYBER SIGNAGE LINE

## ADA SIGNAGE FLEX

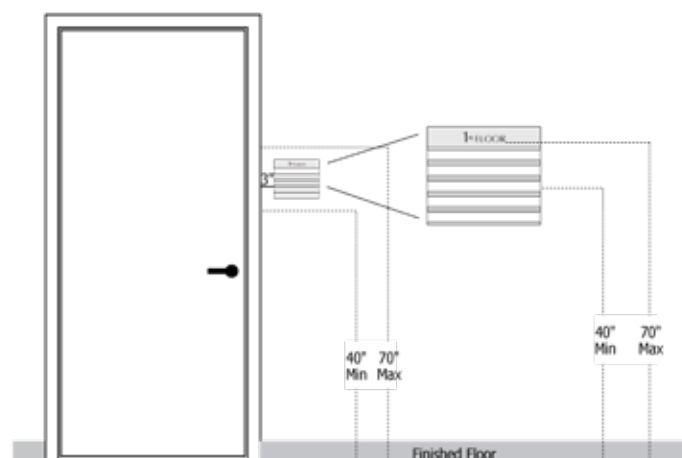


CYBER B-4

15


### B-4: ROOM ID WITH PAPER INSERT

B-4 is a modular floor directory sign designed for high-traffic or multi-room areas. It features a fixed floor identifier and six paper insert slots for listing departments, offices, or room occupants. Ideal for lobbies, elevator areas, or building cores.





CYBER SIGNAGE LINE  
**ADA SIGNAGE FLEX**



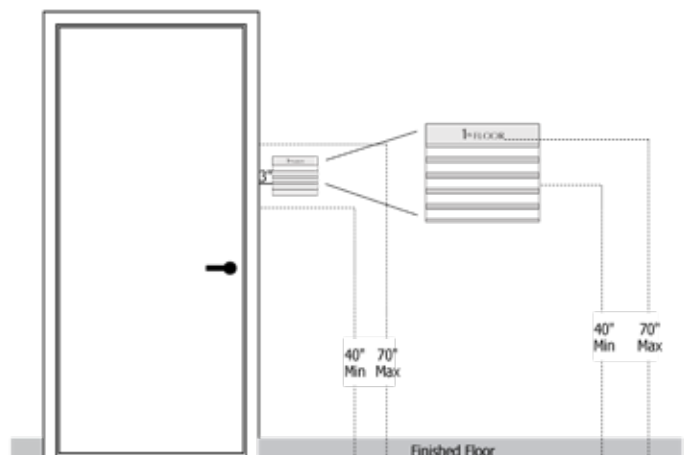
**CYBER B-5**

**16**



**B-5: ROOM ID  
 WITH PAPER INSERT**

B-5 is a versatile room identification sign that pairs a fixed department or room name with four interchangeable paper insert slots. Designed for spaces with rotating staff or changing functions, this sign provides clarity and adaptability for dynamic environments.



## CYBER SIGNAGE LINE

# FLOOR DIRECTONIAL AND WAYFINDING

The Directories and Wayfinding Panels in the Basic Sign System simplify navigation in busy interior spaces. With clean layouts, clear arrows, and flexible content options, they help users find rooms or departments quickly. Ideal for multi-tenant and public buildings, each panel is modular, easy to read, and simple to update when changes occur.

### Key Features:

#### Standardized Layouts:

Designed to be immediately readable, with directional cues and floor identifiers in a consistent format.

#### Flexible Content Structure:

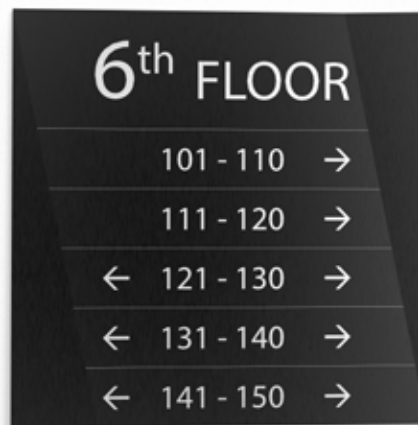
Supports ranges of room numbers, department names, or company names — accommodating both public and private building types.

#### Update-Friendly Panels:

Select models include replaceable inserts or modular slats to allow quick tenant or room number changes without replacing the whole sign.

#### Space-Efficient Design:

Horizontal panel stacking ensures clarity without overwhelming the viewer — even when listing many destinations.



CYBER DIRECTIONAL  
AND WAYFINDING

17

CYBER SIGNAGE LINE

## FLOOR DIRECTONIAL AND WAYFINDING



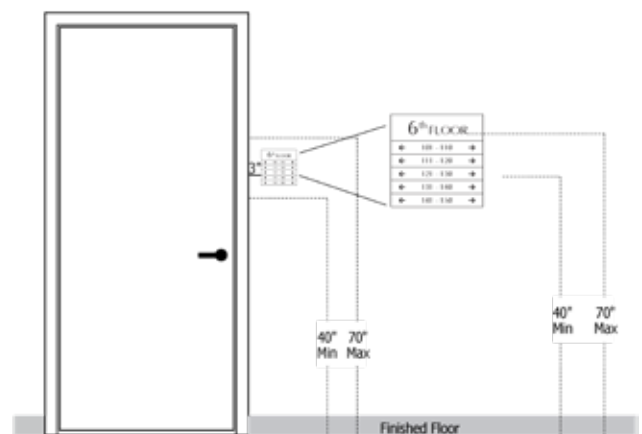
CYBER C-1

18



### C-1: FLOOR DIRECTORY NAMES

C-1 is a floor-level directional sign designed to guide visitors through complex interior layouts with clarity and ease. It displays the floor number prominently, followed by a list of destinations and directional arrows for immediate spatial orientation.

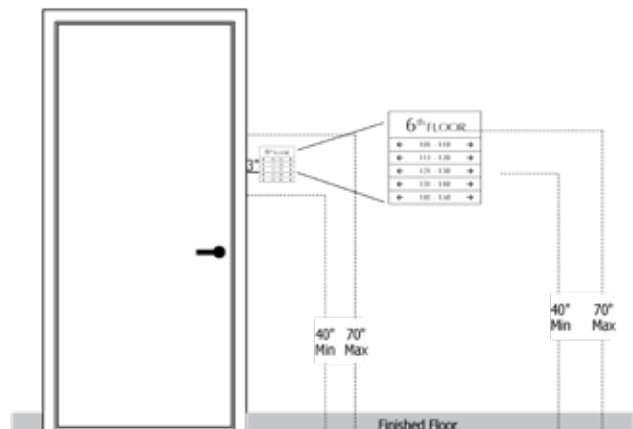


## FLOOR DIRECTONIAL AND WAYFINDING



### C-2: FLOOR DIRECTORY NUMBERS

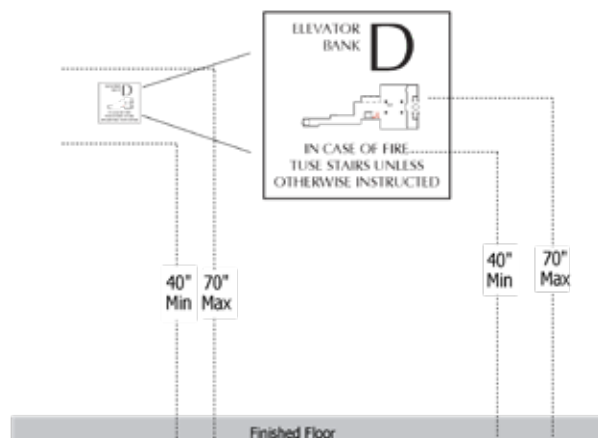
C-2 is a structured directional sign designed to display room number ranges by floor, with accompanying arrows for navigation. Ideal for building lobbies and elevator landings, it helps users locate rooms quickly and intuitively.



## FLOOR DIRECTIONAL AND WAYFINDING



C-3 is a Wall-mounted egress map designed to support safety and orientation. Placed near elevator lobbies and major circulation points, it provides a clear path to exits in emergencies and reinforces wayfinding through graphic and textual cues.



## CYBER SIGNAGE LINE

# PYLONS & DIRECTORIES

The Cyber pylons and directories are bold wayfinding anchors designed to organize and direct movement in large-scale environments. With sharp silhouettes, dark finishes, and high-contrast graphic panels, these freestanding elements echo the architectural language of the Cyber line—futuristic, functional, and visually assertive.

Ideal for malls, campuses, office complexes, and transit hubs, each unit offers a clear hierarchy of information while maintaining a sleek, high-tech presence in the public realm.

### Key Features

#### Angular Monolithic Form:

The base geometry features crisp, faceted planes that break away from traditional boxy pylons. This sculptural approach enhances visibility and adds architectural value.

#### Modular Display Zones:

Options include static directories, dynamic digital panels, or interchangeable tenant panels. Each is framed cleanly within a bold profile for maximum legibility.

#### High Contrast and Readability:

Whether showcasing building maps, tenant listings, or area directories, every panel uses sharp typography and a dark-light palette for effortless reading.



## CYBER PYLONS & DIRECTORIES

21



CYBER SIGNAGE LINE  
**PYLON**



**PYLON**

The Cyber Pylon is a multi-tenant identification totem designed for commercial complexes, business parks, or mixed-use developments. Its sculpted silhouette and asymmetrical cuts give it a strong architectural character, standing out as both a branding element and a directional tool. Each tenant panel is framed with clarity and precision, allowing for quick brand recognition.



CYBER PYLON

22

CYBER SIGNAGE LINE  
**MAIN DIRECTORY**

**CYBER MAIN  
DIRECTORY**

**23**



**MAIN DIRECTORY**

The Cyber Main Building Directory is a centerpiece wayfinding element crafted for lobbies, plazas, and circulation hubs. Featuring a frameless map display embedded in a sculpted, monolithic structure, it merges advanced form with practical clarity. This directory offers an at-a-glance overview of complex layouts while reinforcing a bold architectural identity.





CYBER SIGNAGE LINE  
**DIGITAL DIRECTORY**



**CYBER DIGITAL  
DIRECTORY**

**24**

**DIGITAL DIRECTORY**

The Cyber Indoor Digital Pylon is a cutting-edge directory system for high-traffic interior spaces. With a commanding vertical screen housed in a sculptural base, this unit merges real-time information display with the angular elegance of the Cyber line. Ideal for shopping centers, airports, corporate buildings, and universities, it provides dynamic content in a visually striking format.



CYBER SIGNAGE LINE

# PAINT COLORS

Paint Filled Graphics, Tipped Graphics, and Background Colors can be selected from the Standard Paint Colors options below:

( PANTONE® )

<div>Obsidian</div> <div>Black C</div>	<div>Snow</div> <div>000 C</div>	<div>Coyote Brown</div> <div>7553 C</div>	<div>Urban Safari</div> <div>7497 C</div>
<div>Onyx</div> <div>Neutral Black C</div>	<div>Espresso</div> <div>4975 C</div>	<div>Sandstone</div> <div>7508 C</div>	<div>Atmospheric</div> <div>7540 C</div>
<div>Storm</div> <div>422 C</div>	<div>Ozone</div> <div>427 C</div>	<div>Olive Hills</div> <div>7536 C</div>	<div>Alabaster</div> <div>7506 C</div>
<div>Cotton</div> <div>7499 C</div>	<div>Midnight</div> <div>2767 C</div>	<div>Island Cave</div> <div>7687 C</div>	<div>Yucatan</div> <div>640 C</div>
<div>Merlot</div> <div>1815 C</div>	<div>Royal Crimson</div> <div>7622 C</div>	<div>Inferno</div> <div>485 C</div>	<div>Shanghai Jade</div> <div>340 C</div>
<div>Jasper</div> <div>171 C</div>	<div>For custom colors, provide color code from standard color systems: pantone (PMS), Sherwin Williams, Benjamin Moore, RAL, Matthews, AkzoNobel (Grip-Gard), etc.</div> <div>Custom Color Charge: \$125</div> <div>Metallics and other Variants: Extra</div> <div>Signage samples are available for additional charge, we highly recommend ordering additional samples for quality control.</div>		

CYBER  
SIGNAGE LINE

25



# SDI CYBER SIGNAGE LINE

## CONTACT

### HEADQUARTERS

250 Pehle Ave, Ste 200, Saddle Brook, NJ 07663

### OFFICE

50 Harrison St, Ste 214, Hoboken, NJ 07030

### FACTORY

213 Porter Rd, Conroe, TX 77301



[www.sd-ind.com](http://www.sd-ind.com)



[sales@sd-ind.com](mailto:sales@sd-ind.com)



212-348-8000