

# METAL GATES

## CATALOG

### CERTIFICATIONS

Member of AISC | AISC Certified | Member of AWS |  
HUB - TxCPA | DBE/ACDBE - PANYNJ | MBE - PANYNJ |  
SBE - PANYNJ | DBE/ACDBE - TxDOT | SBE - TxDOT |  
DBE/ACDBE - Caltrans | MBE - NYC SBS | NJPW Contractor |  
MBE - NYC SCA | Cage Code - SBA

**SD**  
INDUSTRIES

[www.sd-ind.com](http://www.sd-ind.com)  
212-348-8000  
[sales@sd-ind.com](mailto:sales@sd-ind.com)



EMERGENCY EXIT

Push Bar for Emergency Exit

# CONTENTS

## **06 Swing Gates**

Single Swing, Double Swing, Manual Swing and Automatic Swing Gates

## **08 Sliding Gates**

Single Sliding, Double Sliding, Manual Sliding, Automatic Sliding, Cantilever Sliding and Heavy Duty Sliding Gates

## **10 Cantilever Gates**

Standard Cantilever, Heavy Duty Cantilever, Automated Cantilever and Manual Cantilever Gates

## **12 Security Gates**

High Security Sliding, High Security Swing, Anti-Climb Security and Access-Controlled Security Gates

## **14 Industrial Gates**

Heavy Duty Sliding, Heavy Duty Swing, Cantilever Industrial and Fire-Rated Industrial Gates

## **16 Custom Decorative Gates**

Custom Wrought Iron, Custom Aluminum, Laser-Cut Custom and LED-Lit Custom Gates
























[www.sd-ind.com](http://www.sd-ind.com)  
212-348-8000  
[sales@sd-ind.com](mailto:sales@sd-ind.com)



## SWING GATES

Swing gates are hinged metal gates that open inward or outward, offering a simple, secure, and durable access solution for various properties.

### DETAILS

<b>Market Applications</b>	Residential & Mixed-Use   Retail & Commercial Industrial & Warehouses   Airports																		
<b>Dimensions</b>	Custom sizes based on property requirements																		
<b>Installation Methods</b>	<div style="display: flex; justify-content: space-around;"> <div style="text-align: center;"> <p><b>Manual</b></p> <p>Hinged (Single or Double)</p> </div> <div style="text-align: center;"> <p><b>Automatic</b></p> <p>Motorized (Remote Control)</p> </div> </div>																		
<b>Customization</b>	Custom designs   Decorative elements   Automation																		
<table border="1" style="width: 100%;"> <thead> <tr> <th colspan="3">Material</th> <th colspan="3">Finish</th> </tr> </thead> <tbody> <tr> <td style="text-align: center;"> Steel</td> <td style="text-align: center;"> Aluminum</td> <td style="text-align: center;"> Wrought Iron</td> <td style="text-align: center;"> Galvanized</td> <td style="text-align: center;"> Powder Coated</td> <td style="text-align: center;"> Painted</td> </tr> <tr> <td colspan="3"></td> <td style="text-align: center;"> + Custom</td> <td colspan="2"></td> </tr> </tbody> </table>		Material			Finish			 Steel	 Aluminum	 Wrought Iron	 Galvanized	 Powder Coated	 Painted				 + Custom		
Material			Finish																
 Steel	 Aluminum	 Wrought Iron	 Galvanized	 Powder Coated	 Painted														
			 + Custom																



Single Swing Gate



Double Swing Gate



Manual Swing Gate



Automatic Swing Gate



## SLIDING GATES

Sliding gates are metal gates that move horizontally along a track, offering space-saving operation with strong security and a modern look.

### DETAILS

<b>Market Applications</b>	Residential & Mixed-Use   Retail & Commercial Industrial & Warehouses   Airports
<b>Dimensions</b>	Custom widths and heights for larger openings
<b>Installation Methods</b>	<b>Manual</b> Track system   <b>Automatic</b> Motorized (Sensors, Remote Control)
<b>Customization</b>	Custom Sizes   Automation   Remote Control Options

Material			Finish		
 Steel	 Aluminum	 Wrought Iron	 Galvanized	 Powder Coated	 Anodized
			 Painted	 Custom	



Single Sliding Gate



Double Sliding Gate



Manual Sliding Gate



Automatic Sliding Gate



Cantilever Sliding Gate









Heavy-Duty Sliding Gate



## CANTILEVER GATES

Cantilever gates are trackless sliding metal gates that glide smoothly using rollers, ideal for uneven surfaces and offering reliable, low-maintenance security.

### DETAILS

<b>Market Applications</b>	Industrial & Warehouses   Government & Military   Airports
<b>Dimensions</b>	Custom lengths for wide openings
<b>Installation Methods</b>	<b>Manual</b> Sliding without track <b>Automatic</b> Motorized (Access Control Integration)
<b>Customization</b>	Custom sizes   Automatic motors   Security features
<b>Material</b>	<b>Finish</b>
 Steel  Aluminum	 Galvanized  Powder Coated  Painted
	 Custom




Standard Cantilever Gate



Heavy-Duty Cantilever Gate



Automated Cantilever Gate









Manual Cantilever Gate



## SECURITY GATES

Security gates are strong metal barriers designed to control access and enhance safety, commonly used in commercial, industrial, and high-security areas.

### DETAILS

<b>Market Applications</b>	Government & Military   Airports   Railways & Transit Industrial & Warehouses
<b>Dimensions</b>	Custom dimensions based on security needs
<b>Installation Methods</b>	<b>Manual</b> Basic locking mechanism <b>Automatic</b> Motorized (Access Control Integration)
<b>Customization</b>	High-security features (anti-climb, bulletproof, access control)
<b>Material</b>	<b>Finish</b>
 Steel  Stainless Steel	 Galvanized  Powder Coated  Painted
	 Custom



High-Security Sliding Gate



High-Security Swing Gate



Anti-Climb Security Gate









Access-Controlled Security Gate



## INDUSTRIAL GATES


Industrial gates are heavy-duty metal gates built for durability and high-traffic use, providing secure access control in factories, warehouses, and commercial sites.

### DETAILS

<b>Market Applications</b>	Industrial & Warehouses   Government & Military   Airports
<b>Dimensions</b>	Wide openings for trucks and machinery
<b>Installation Methods</b>	<b>Manual</b> Sliding or Swing <b>Automatic</b> Motorized (Access Control)
<b>Customization</b>	Heavy-duty   automatic systems   Security features
<b>Material</b>	<b>Finish</b>
 Steel  Aluminum	 Galvanized  Powder Coated  Painted
	 + Custom



Heavy-Duty Sliding Gate



Heavy-Duty Swing Gate



Cantilever Industrial Gate











Fire-Rated Industrial Gate



### CUSTOM DECORATIVE GATES

Custom decorative gates are uniquely designed metal gates that combine security and style, tailored to match architecture and enhance visual appeal.

#### DETAILS

<b>Market Applications</b>	Residential & Mixed-Use   Hospitality & Hotels   Retail & Commercial   Government & Military
<b>Dimensions</b>	Fully customizable, size based on need
<b>Installation Methods</b>	<b>Manual</b> Hinged, Sliding <b>Automatic</b> Motorized (Remote or Keypad)
<b>Customization</b>	Custom artwork   laser-cut designs   logos   Unique finishes
<b>Material</b>	<b>Finish</b>
 Steel  Stainless Steel  Wrought Iron	 Galvanized  Powder Coated  Painted
	 Anodized  Custom



Custom Wrought Iron Gates



Custom Aluminum Gates



Laser-Cut Custom Gates



LED-Lit Custom Gates

# GATES THAT LAST. PROTECTION THAT MATTERS.

## SECURITY & SAFETY

Protecting every entry with unmatched strength and reliability.

## DURABILITY

Crafted from high-grade metal to withstand time and tough conditions.

## CUSTOMIZATION

Tailored designs to match your vision, needs, and space.

## VERSATILITY

Engineered for every environment—from homes to heavy industry.

## AESTHETIC APPEAL

Combining form and function with stylish, modern finishes.



**YOU IMAGINE. WE BUILD.**

Scope	Master Format Code	NAICS Code
Guardrails & Handrails	05 52 00	332323
Bollards	32 39 00	332323
Canopies	10 73 13	332311
Fencing	32 31 00	332323
Gates	08 34 53	332323
Metal Staircases	05 51 00	332323
Stair Railings	05 52 13	332323
Bicycle Racks	12 93 13	332323
Cladding	07 42 13	332322
Roofing	07 41 13 & 07 53 23	332322 & 238160
Escalator & Elevator Enclosures	14 91 23	238290
Ticket Booths	13 41 13	332311
Wayfinding	10 14 23	339950
Sign Boxes	10 14 33	339950
Logos & Letters	10 14 43	339950
Directories	10 14 23	339950
Bulletin Boards	10 14 23	339950
Plaques	10 14 13	339950
ADA Signage	10 14 00	339950
Glass & Glazing	08 80 00	327215

## MASTER FORMAT & NAICS CODES