



BOLLARDS

CATALOG

CERTIFICATIONS

Member of AISC | AISC Certified | Member of AWS |
HUB - TxCPA | DBE/ACDBE - PANYNJ | MBE - PANYNJ |
SBE - PANYNJ | DBE/ACDBE - TxDOT | SBE - TxDOT |
DBE/ACDBE - Caltrans | MBE - NYC SBS | NJPW Contractor |
MBE - NYC SCA | Cage Code - SBA

SD
INDUSTRIES

www.sd-ind.com
212-348-8000
sales@sd-ind.com



ABOUT US

With over 50 years of experience, we are one of the leading architectural fabricators in the United States. We have completed countless projects with major contractors, developers, architects, and designers. We continue to set new standards for high-quality architectural fabrication.

At SD Industries, we specialize in precision-engineered metal, signage, and glass solutions tailored to meet the needs of architectural, commercial, and industrial projects. With a commitment to quality, innovation, and craftsmanship, we bring expertise and advanced manufacturing technology to every project. From custom architectural metalwork and high-visibility signage to durable glass solutions, we deliver products that enhance functionality, safety, and aesthetics. Our team is dedicated to providing superior design, engineering, and fabrication services, ensuring that every product meets the highest industry standards. Driven by excellence and customer satisfaction, we work closely with our clients to turn their visions into reality. Whether you need custom fabrication, installation, or consultation, SD Industries is your trusted partner in delivering high-quality, long-lasting solutions.

TABLE OF CONTENTS

SECURITY BOLLARDS	05
▪ Crash-Rated Bollards	
▪ Reinforced Bollards	
TRAFFIC & PARKING BOLLARDS	07
▪ Fixed Bollards	
▪ Removable Bollards	
▪ Collapsible Bollards	
ARCHITECTURAL BOLLARDS	09
▪ Decorative Bollards	
▪ Customized Finishes	
ILLUMINATED BOLLARDS	11
▪ Integrated Lighting Bollards	
▪ Pathway Security Bollards	
RETRACTABLE & REMOVABLE BOLLARDS	13
▪ Manual Retractable Bollards	
▪ Automatic Retractable Bollards	
BICYCLE BOLLARDS	15
▪ Bollard-Bike Rack Hybrids	




SECURITY BOLLARDS

Crash-Rated Bollards are high-impact barriers made from reinforced steel, meeting K4–M50 ratings for vehicle stopping in high-security zones.

DETAILS

Market Applications	Airports Railways & Transit Government & Military			
Dimensions (In)	<table border="1"> <tr> <td>Diameter 6" - 12"</td> <td>Heights 24" - 48"</td> <td>Base Plate 12" x 12" - 14" x 14"</td> </tr> </table>	Diameter 6" - 12"	Heights 24" - 48"	Base Plate 12" x 12" - 14" x 14"
Diameter 6" - 12"	Heights 24" - 48"	Base Plate 12" x 12" - 14" x 14"		
Installation Methods	Deep Mount Core Drilled Embedded Surface Mount			
Customization	Extensive Options & Customization Available			

Material			Finish		
 Steel	 Stainless Steel	 Aluminum	 Brushed	 Galvanized	 Mirror Polished
 Brass			 Powder Coated	 Painted	 +
					Custom

CRASH-RATED BOLLARDS



K-Rated Bollards



ASTM F2656 Bollards

REINFORCED BOLLARDS



Deep-Mount Steel Bollards



Steel-Core Reinforced Bollards











TRAFFIC & PARKING BOLLARD WITH SLEEVE

Traffic & Parking Bollards regulate vehicle access and improve safety, protecting pedestrians and infrastructure.

DETAILS

Market Applications	Retail & Commercial Residential & Mixed-Use Industrial & Warehouses						
Dimensions (In)	<table border="0"> <tr> <td>Diameter</td> <td>Heights</td> <td>Base Plate</td> </tr> <tr> <td>4" - 10"</td> <td>24" - 42"</td> <td>10" x 10" - 12" x 12"</td> </tr> </table>	Diameter	Heights	Base Plate	4" - 10"	24" - 42"	10" x 10" - 12" x 12"
Diameter	Heights	Base Plate					
4" - 10"	24" - 42"	10" x 10" - 12" x 12"					
Installation Methods	Surface Mount Embedded Quick Release Bolt-Down						
Customization	Extensive Options & Customization Available						

Material			Finish		
					
Steel	Stainless Steel	Aluminum	Brushed	Galvanized	Powder Coated
					
			Painted	Custom	

FIXED BOLLARDS



Surface-Mount Bollards



Embedded Steel Bollards

REMOVABLE BOLLARDS



Lockable Steel Bollards



Quick-Release Bollards

COLLAPSIBLE BOLLARDS



Fold-Down Bollards



Spring-Loaded Bollards












ARCHITECTURAL BOLLARDS

Architectural Bollards combine security and aesthetics, enhancing urban spaces, commercial areas, and pedestrian zones while providing vehicle protection.

DETAILS

Market Applications	Hospitality & Hotels Retail & Commercial Residential & Mixed-Use		
Dimensions (In)	Diameter 4" - 8"	Heights 24" - 36"	Base Plate 8" x 8" - 10" x 10"
Installation Methods	Surface Mount Embedded		
Customization	Extensive Options & Customization Available		

Material			Finish		
 Steel	 Stainless Steel	 Aluminum	 Brushed	 Powder Coated	 Anodized
 Cast Iron			 Painted	 Custom	

DECORATIVE BOLLARDS



Cast Iron Bollards



Stainless Steel Decorative Bollards

CUSTOMIZED FINISHES



Custom Powder-Coated Bollards



Etched-Design Bollards



ILLUMINATED BOLLARDS

Illuminated Bollards provide visibility and security, enhancing pedestrian pathways, parking lots, and urban spaces with LED or solar lighting.

DETAILS

Market Applications	Airports Railways & Transit Hospitality & Hotels			
Dimensions (In)	<table border="1"> <tr> <td>Diameter 4" - 8"</td> <td>Heights 24" - 36"</td> <td>Base Plate 8" x 8" - 10" x 10"</td> </tr> </table>	Diameter 4" - 8"	Heights 24" - 36"	Base Plate 8" x 8" - 10" x 10"
Diameter 4" - 8"	Heights 24" - 36"	Base Plate 8" x 8" - 10" x 10"		
Installation Methods	Surface Mount Embedded			
Customization	Extensive Options & Customization Available			

Material			Finish		
					
Steel	Stainless Steel	Aluminum	Galvanized	Powder Coated	Custom

INTEGRATED LIGHTING BOLLARDS



LED Bollards



Solar-Powered Bollards

PATHWAY SECURITY BOLLARDS



Glowing Pathway Bollards



Motion-Sensor Bollards










RETRACTABLE & REMOVABLE BOLLARDS

Retractable & Removable Bollards allow flexible access control in parking and security zones.

DETAILS

Market Applications	Airports Railways & Transit, Retail & Commercial Government & Military						
Dimensions (In)	<table border="1"> <tr> <td>Diameter</td> <td>Heights</td> <td>Base Plate</td> </tr> <tr> <td>6" - 10"</td> <td>24" - 42"</td> <td>10" x 10" - 12" x 12"</td> </tr> </table>	Diameter	Heights	Base Plate	6" - 10"	24" - 42"	10" x 10" - 12" x 12"
Diameter	Heights	Base Plate					
6" - 10"	24" - 42"	10" x 10" - 12" x 12"					
Installation Methods	Retractable (Manual) Flush Mount Retractable (Automatic)						
Customization	Extensive Options & Customization Available						

Material			Finish		
					
Steel	Stainless Steel	Aluminum	Brushed	Galvanized	Powder Coated
					
			Custom		

MANUAL RETRACTABLE



Key-Operated Retractable Bollards



Manual Lift-Assist Bollards

AUTOMATIC RETRACTABLE BOLLARDS



Hydraulic Bollards



Pneumatic Bollards



Remote-Controlled Bollards



Electromechanical Retractable Bollards









BICYCLE BOLLARDS

Bicycle Bollards provide secure bike parking and protect cycling lanes, enhancing safety in urban and public spaces.

DETAILS

Market Applications	Retail & Commercial Residential & Mixed-Use Hospitality & Hotels		
Dimensions (In)	Diameter 3" - 6"	Heights 30" - 36"	Base Plate 6" x 6" - 8" x 8"
Installation Methods	Surface Mount Embedded		
Customization	Extensive Options & Customization Available		

Material		Finish		
 Steel	 Stainless Steel	 Brushed	 Galvanized	 Powder Coated
		 Custom		



U-Rack Bollards



Ring Bollards



Wave Rack bollards



Custom Shape Bollards

STAND STRONG: ENGINEERED FOR IMPACT, DESIGNED FOR SECURITY.

IMPACT RESISTANCE

Meticulously engineered to absorb and deflect vehicular impacts, reducing the risk of unauthorized access or damage.

DURABILITY

Built to last with materials that resist weathering, corrosion, and wear, ensuring long-term security.

AESTHETIC INTEGRATION

Designed with a sleek profile that blends seamlessly with both modern and traditional environments.

VERSATILITY

Suitable for a variety of applications—from perimeter protection and traffic management to public space safety and architectural enhancement.





YOU IMAGINE. WE BUILD.

Scope	Master Format Code	NAICS Code
Guardrails & Handrails	05 52 00	332323
Bollards	32 39 00	332323
Canopies	10 73 13	332311
Fencing	32 31 00	332323
Gates	08 34 53	332323
Metal Staircases	05 51 00	332323
Stair Railings	05 52 13	332323
Bicycle Racks	12 93 13	332323
Cladding	07 42 13	332322
Roofing	07 41 13 & 07 53 23	332322 & 238160
Escalator & Elevator Enclosures	14 91 23	238290
Ticket Booths	13 41 13	332311
Wayfinding	10 14 23	339950
Sign Boxes	10 14 33	339950
Logos & Letters	10 14 43	339950
Directories	10 14 23	339950
Bulletin Boards	10 14 23	339950
Plaques	10 14 13	339950
ADA Signage	10 14 00	339950
Glass & Glazing	08 80 00	327215

MASTER FORMAT & NAICS CODES