




CONROE

CONROE URBAN FURNITURE PRODUCT LINE

Consultation, Design Services, Engineering, Fabrication, Installation.

www.sd-ind.com | sales@sd-ind.com | 212-348-8000



CONROE

01

CONROE

PRECISION IN FORM, STRENGTH IN STEEL

The Conroe product line showcases the technical expertise and industrial clarity of advanced steel manufacturing. Each element is crafted from robust sheet and structural steel, shaped through CNC cutting and precise bending to deliver clean geometry, mechanical strength, and modern presence.

Key Features

Laser-Cut Sheet Steel Construction:

All Conroe products are made from steel sheets cut with CNC laser machines. This ensures perfect dimensional accuracy, sharp detailing, and optimal material performance.

Monolithic Folded Forms:

Components like the bench legs, bins, and bollards are built from single bent steel plates. This reduces the need for welds, enhances structural integrity, and creates a seamless aesthetic.

Refined Urban Functionality:

The collection includes seating (with and without backrest), litter bins, lighting bollards, and bike racks. Each element responds to specific urban demands while maintaining a unified design language.

Integrated Lighting Technology:

The Conroe bollard features a built-in LED marker light for ambient visibility and orientation. It's suited for paths, plazas, and transitions.

Bold Visual Identity:

Conroe uses folded, geometric silhouettes with angular transitions. The style is assertive, architectural, and perfectly suited for contemporary public spaces.

Scalable & Modular Use:


Racks and bins are designed for standalone or grouped installation, allowing flexibility for plazas, streetscapes, parks, or building perimeters.



CONROE BENCH

**BUILT FROM STRENGTH.
REFINED BY DESIGN.**

The Conroe Bench embodies industrial rigor through a bold geometric presence and efficient fabrication. Built entirely from folded steel sheets, it delivers structural performance with a distinctive angular identity. Its monolithic seat and backrest merge seamlessly with trapezoidal supports, forming a sculptural silhouette that commands attention in public and commercial spaces. The bench is available with or without a backrest and can be anchored directly to any surface.



CONROE BENCH

BUILT FROM STRENGTH.
REFINED BY DESIGN.

Key Features

Precision Folded Geometry:

All Conroe pieces are made from thick steel sheets bent into clean, structural forms—minimizing parts, welding, and material waste.

Architectural Integration:



The sharp, modern shapes and black matte finish pair easily with concrete, brick, or corten surfaces in any landscape.

Monolithic Profile:

Every object in the line presents a solid, continuous volume—giving each element a bold and confident presence.

Visual Modularity:

Components across the line follow a unified design logic, allowing for seamless combinations in parks, campuses, and commercial settings.



CONROE BIN

BUILT TO ENDURE

The Conroe Trash Bin is built from a single folded steel plate, delivering structural clarity and durability. Its diagonal geometry reinforces the bin while creating a compact, architectural shape. The perforated inner basket allows airflow and visibility, improving cleanliness and maintenance. The top edge is clean and recessed, keeping waste discreet while allowing effortless access.

Key Features

Monolithic Structure:

Folded body design eliminates excess welds and maximizes rigidity.

Architectural Geometry:

Angular form aligns with the bold, diagonal identity of the Conroe line.

Efficient Inner Basket:

Perforated steel insert enhances airflow and simplifies cleaning.

Secure Anchoring:

Concealed base and fixings allow robust installation with a clean finish.


Weather-Resistant Finish:

Industrial-grade powder coating ensures durability in public environments.



CONROE TRASH BIN

04



CONROE BIKE RACK

**BUILT TO SECURE.
DESIGNED TO LAST.**

The Conroe Bike Rack delivers maximum durability with minimal visual noise. Made from a single steel plate and bent into a continuous vertical profile, it blends industrial strength with geometric clarity. Its clean silhouette integrates effortlessly in urban spaces, while offering practical locking positions for various bike sizes.

Key Features

One-Piece Steel Construction:

Formed from a single bent steel plate for maximum structural integrity and ease of fabrication.

Secure Multi-Point Locking:

Accommodates locking through the frame and wheel, improving bike security.

Modular Installation:

Can be installed standalone or in series for scalable bike parking layouts.

Slim Urban Profile:

Tall, narrow geometry ensures minimal ground footprint without compromising functionality.


Powder-Coated Finish:

Resistant to corrosion, wear, and urban grime—ideal for demanding public environments.



CONROE BIKE RACK

05



CONROE BOLLARD

GUIDANCE AND PROTECTION WITH A MODERN EDGE

The Conroe Bollard is a robust urban element designed for high-traffic environments. It blends structural reliability with technological utility, incorporating optional LED lighting and USB charging. Fabricated from thick folded steel, the design maintains a minimal footprint while delivering strong visual identity and urban function.

Key Features

LED Guidance Light:

Integrated LED module provides ambient or signaling light. Ideal for low-light conditions or directional cues in public spaces.

Optional USB Charger:

A concealed USB port allows on-the-go device charging. Powered by an internal battery pack, perfect for parks, transit hubs, or commercial districts.

Folded Steel Geometry:

Constructed from a single bent steel plate. The tapered silhouette adds structural rigidity and modern aesthetics.

Anchor-Ready Base:

Flat bottom design enables easy anchoring to concrete or pavers, ensuring stability in high-impact zones.



CONROE BOLLARD

06





SDI CONROE URBAN FURNITURE PRODUCT LINE

CONTACT

HEADQUARTERS

250 Pehle Ave, Ste 200, Saddle Brook, NJ 07663

OFFICE

50 Harrison St, Ste 214, Hoboken, NJ 07030

FACTORY

213 Porter Rd, Conroe, TX 77301



www.sd-ind.com



sales@sd-ind.com



212-348-8000