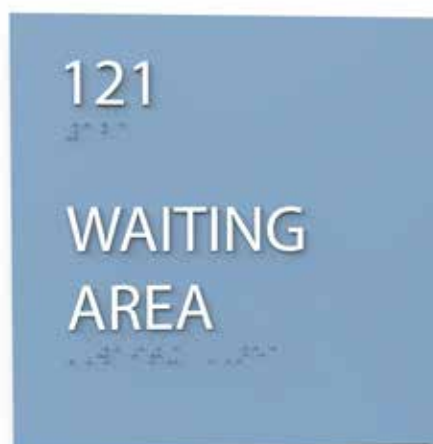


## **BASIC SIGN SYSTEM**

**Consultation, Design Services, Engineering, Fabrication, Installation.**

[www.sd-ind.com](http://www.sd-ind.com) | [sales@sd-ind.com](mailto:sales@sd-ind.com) | 212-348-8000



## BASIC SIGN SYSTEM

### SIGNAGE MADE SIMPLE

The Basic Sign System is a standardized signage solution developed for maximum practicality, fast deployment, and cost efficiency. Designed for projects requiring quick turnarounds and consistent compliance, this pre-engineered line includes all essential interior signs, including ADA-compliant room numbers, office signs, restroom identification, directional signage, and building directories.

Each sign is crafted with simplicity and modularity in mind. The system relies on a unified color scheme, standardized dimensions, and interchangeable components, reducing design time and fabrication complexity. With customizable content, clients can personalize messages while benefiting from the streamlined production process.

## BASIC SIGN SYSTEM

# ADA SIGNS

### Key Features:

#### Pre-Designed and Customizable:

All signs follow pre-approved layouts, reducing design costs while allowing content to be fully customized for each project.

#### ADA-Compliant by Default:

Tactile characters, braille, and high-contrast design meet all ADA standards, ensuring accessibility from the start.

#### Quick to Produce, Easy to Install:

Standardized formats simplify manufacturing, and lightweight components with concealed mounting make installation fast and clean.

#### Budget-Friendly and Scalable:

Optimized for mass production and volume orders, the Basic Sign System is ideal for multi-floor buildings, schools, hospitals, or corporate spaces with tight budgets and fixed timelines.

#### The system includes:

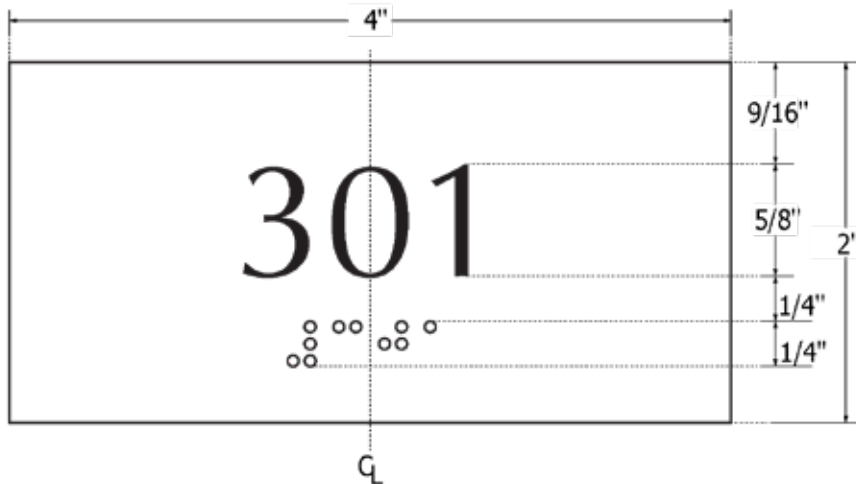
- Room Number Signs
- Office/Nameplate Panels
- Stair and Floor Indicators
- Restroom Signage
- Conference Room Signs with availability sliders
- Directories and Wayfinding Panels
- Bronze-style historical and commemorative plaques
- Flexible Paper Insert



BASIC SIGN SYSTEM  
**ADA SIGNS**

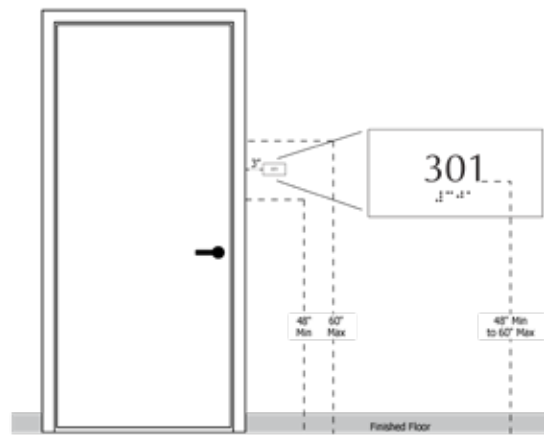
**BASIC A-1**

**03**



**A-1: ROOM ID SIGN**

The A-1 Room ID Sign is the most streamlined option in the Basic Sign System. Designed for fast deployment and ADA compliance, it features a bold room number in tactile lettering with matching Grade 2 Braille. Ideal for offices, classrooms, clinics, and standard room identification.



## BASIC SIGN SYSTEM ADA SIGNS

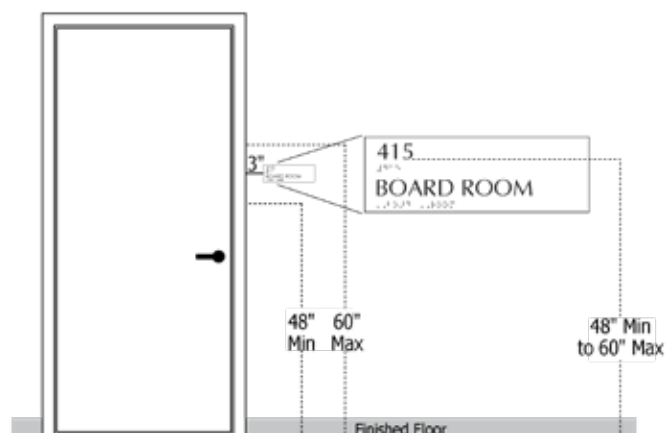
### BASIC A-2

### 04

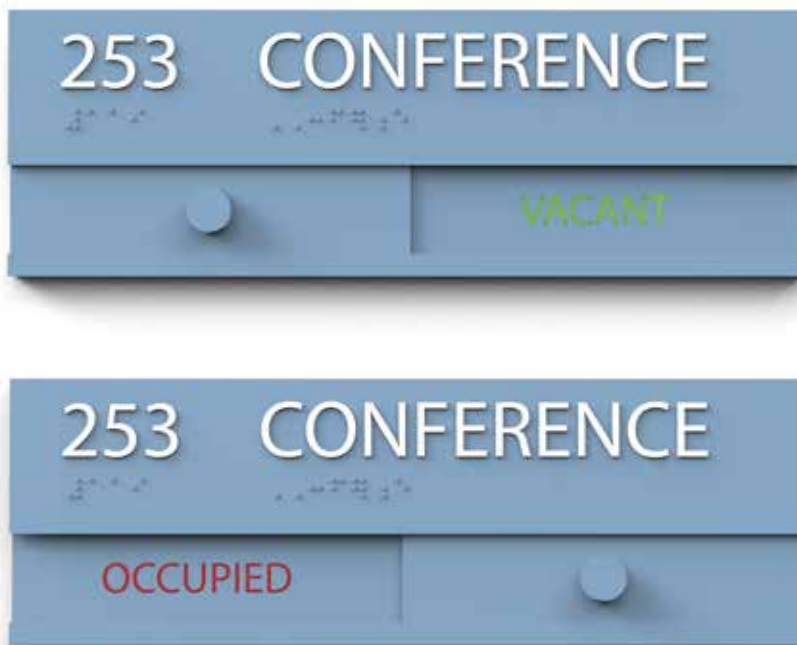
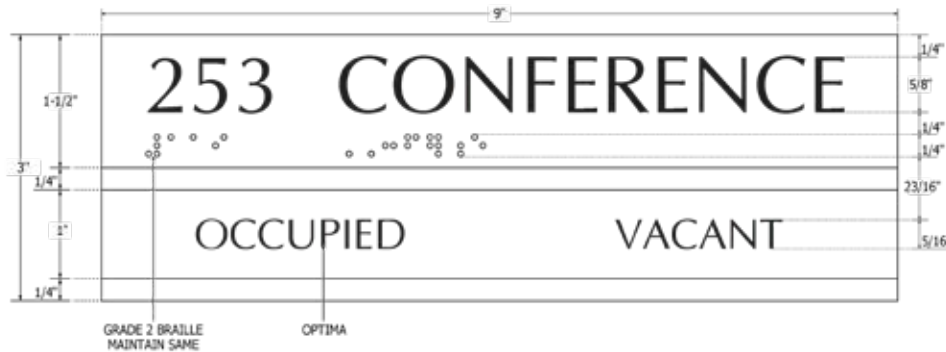


## A-2: ROOM ID SIGN

The A-2 Room ID Sign expands on the basic format by including both the room number and full room name in a compact layout. Designed for clarity and ADA compliance, it combines tactile text, Braille, and a balanced horizontal structure. Ideal for meeting rooms, classrooms, and offices where identification must go beyond just a number.



## BASIC SIGN SYSTEM ADA SIGNS

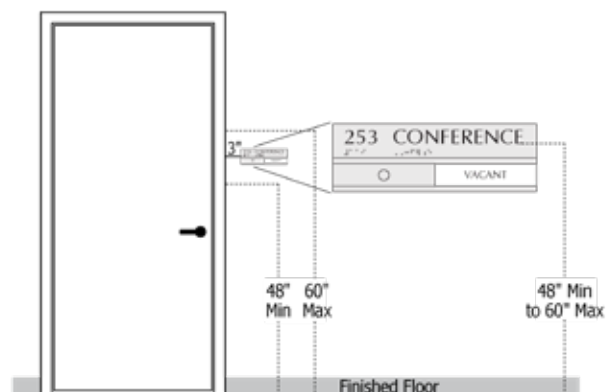


**BASIC A-3**

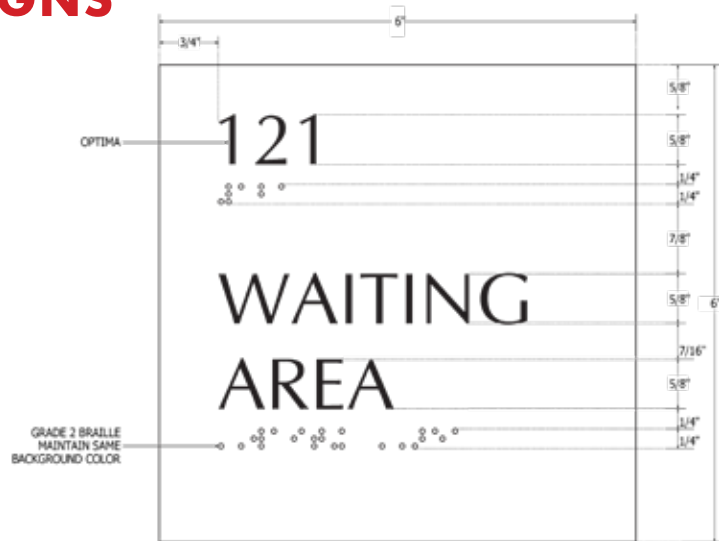
**05**

### A-3: OCCUPIED / VACANT TOGGLE

The A-3 Room ID Sign integrates room number, function name, and a manual occupancy slider in a clean horizontal layout. Designed for conference rooms, exam rooms, and shared spaces, it offers ADA-compliant tactile text with Braille plus a visible toggle showing "VACANT" or "OCCUPIED." A quick-glance solution that improves space management.

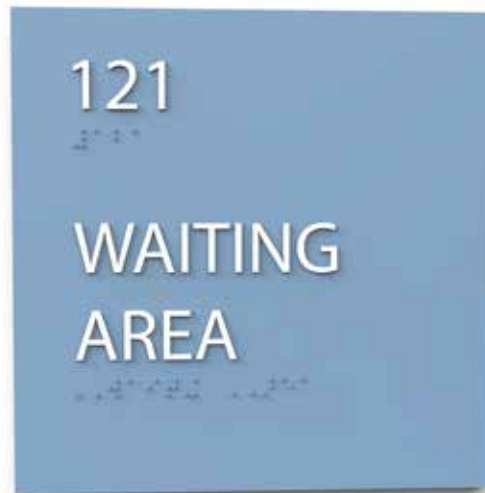


## BASIC SIGN SYSTEM ADA SIGNS



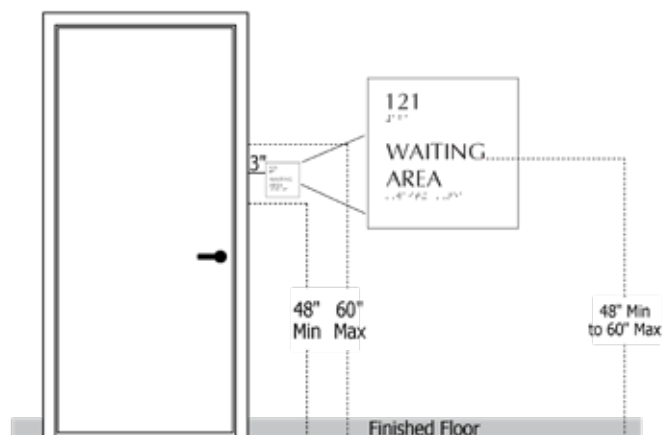
**BASIC A-4**

**06**



## A-4: ROOM ID SIGN

The A-4 Room ID Sign is a larger-format identifier designed for prominent or high-traffic areas. It combines the room number and full room name in a bold, vertical layout, with ADA-compliant tactile text and Braille. Ideal for waiting areas, lobbies, or shared public zones where visibility and clarity are essential.

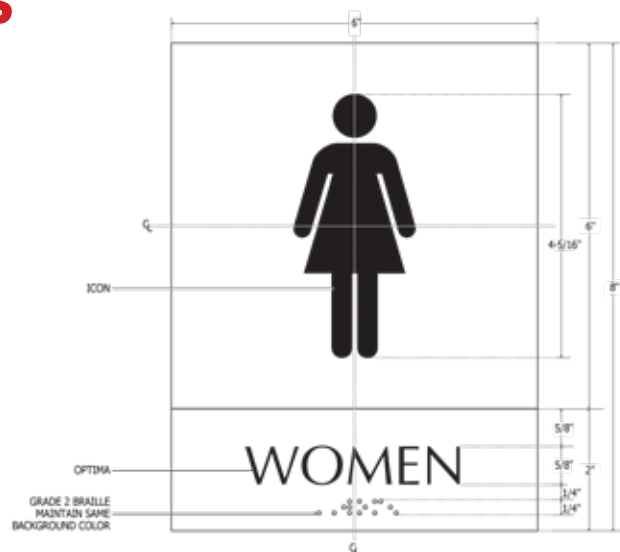


# BASIC A-5

[illegible]



## BASIC SIGN SYSTEM ADA SIGNS

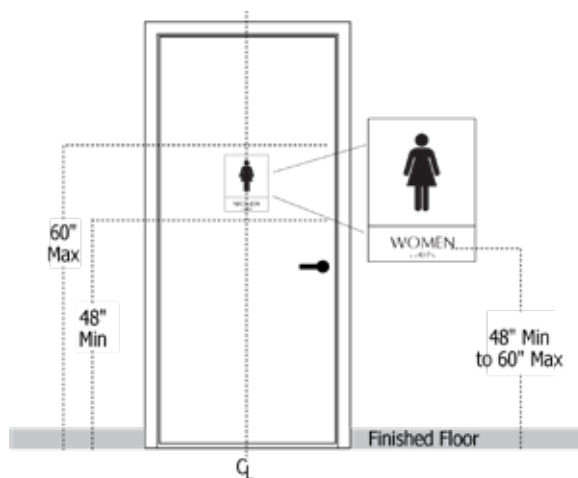


**BASIC A-6**

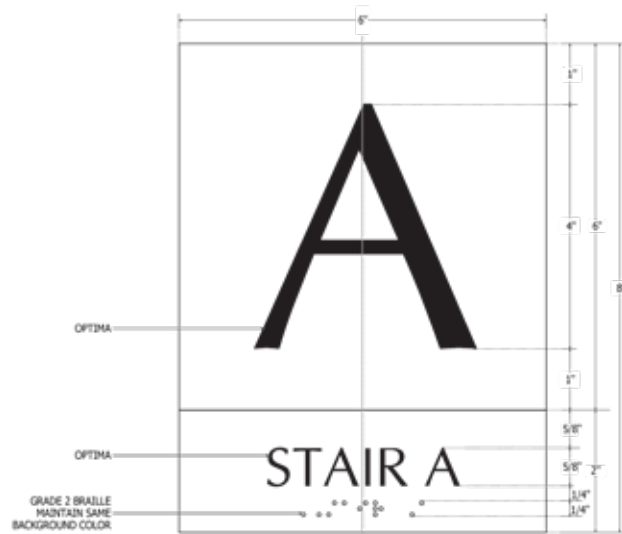
**08**

### A-6: BATHROOM ID SIGN

The A-6 Bathroom Sign provides simple and effective identification for restrooms. Featuring a universally recognized icon, raised text, and Braille, this ADA-compliant sign ensures accessibility and clarity for all users. Designed in a clean vertical layout, it's suitable for a wide range of public and private facilities.



## BASIC SIGN SYSTEM ADA SIGNS



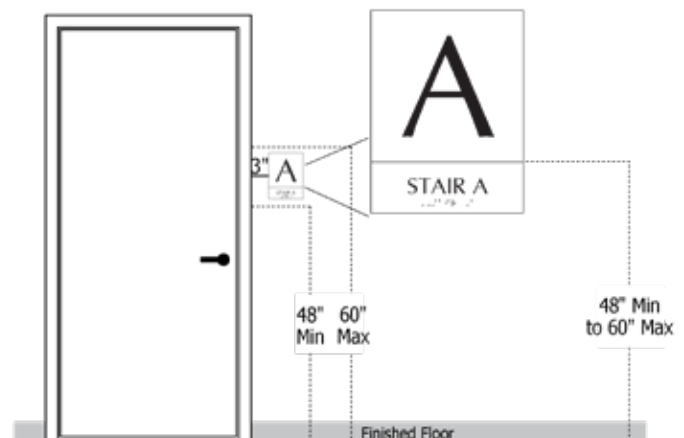
**BASIC A-7**

**09**



### A-7: STAIR ID SIGN

The A-7 Stair Sign provides bold, visible identification for stairwells and exit routes. Featuring a large alphanumeric marker, tactile text, and Braille, this ADA-compliant sign ensures clear navigation and code compliance in all types of buildings. Its vertical format is ideal for placement at stairwell entrances or adjacent walls.



BASIC SIGN SYSTEM  
**ADA SIGNS**

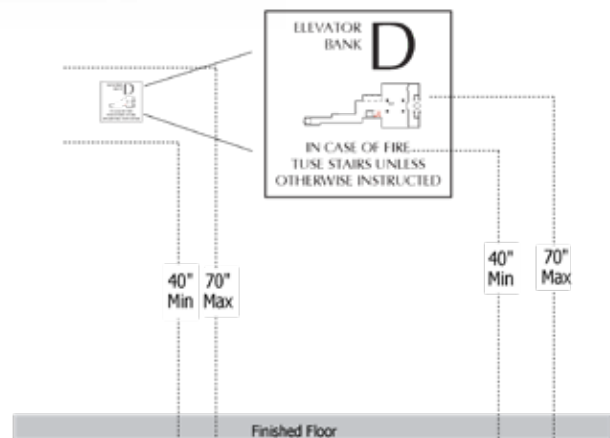


**BASIC A-8**

**10**

## **A-8: STAIR ID SIGN**

The A-8 Floor ID Sign provides clear, large-format identification for building levels. Its oversized number and tactile label ensure quick recognition for all users, including those with visual impairments. This ADA-compliant sign is essential for elevators, stairwells, and hallway intersections.



## BASIC SIGN SYSTEM

# ADA SIGNAGE W/ FLEX OPTION

Paper Insert Adaptable Signs offer a practical solution for dynamic spaces where names, titles, or schedules change often. Designed with a fixed ADA-compliant header and a protected insert slot, these signs allow users to update information quickly without tools or replacements. Ideal for offices, meeting rooms, clinics, and academic settings.

### Key Features:

#### ADA-Compliant Headers

Permanent tactile room numbers or labels ensure code compliance.

#### Quick-Change Inserts

Easily slide in printed paper or film to update names or roles.

#### Clean, Modular Design

Maintains visual consistency while enabling flexibility.

#### Durable and Reusable

Engineered for frequent changes without wear or damage.

#### Ideal for Shared Spaces

Perfect for workstations, rotating offices, or department listings.




BASIC ADA FLEX

11

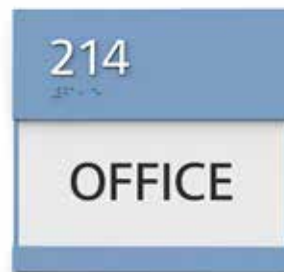
## BASIC SIGN SYSTEM

# ADA SIGNAGE FLEX



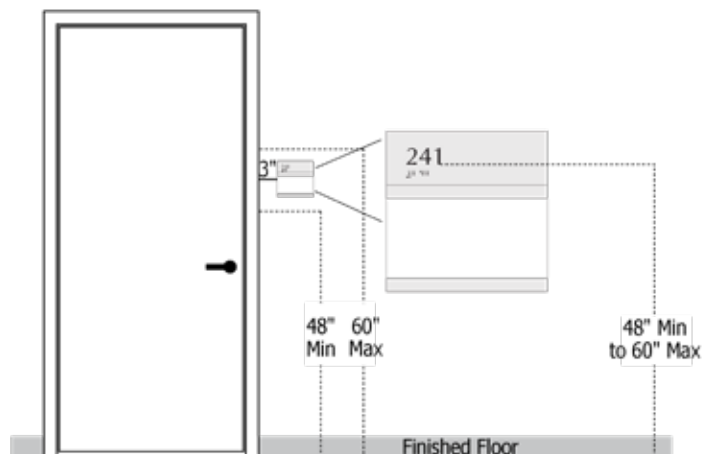
BASIC B-1

12

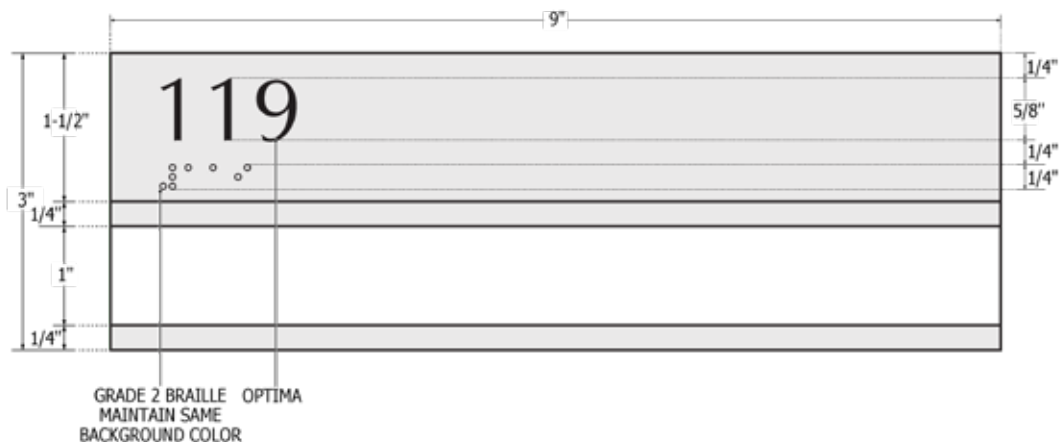


## B-1: ROOM ID WITH PAPER INSERT

The B-1 sign pairs permanent room identification with a paper insert window for flexible updates. Ideal for offices, classrooms, or shared-use spaces, it balances consistency and adaptability while remaining ADA-compliant.



## ADA SIGNAGE FLEX

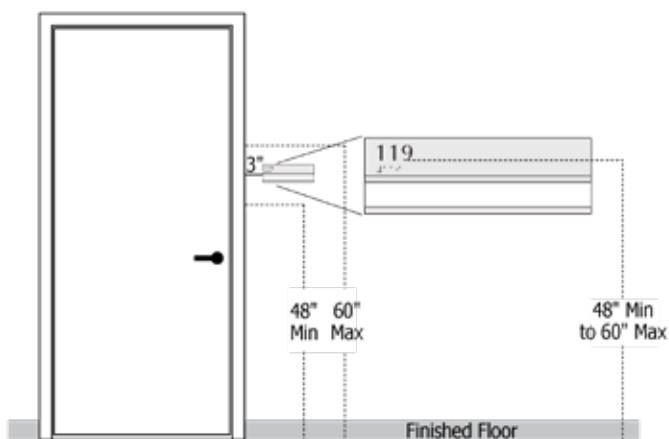


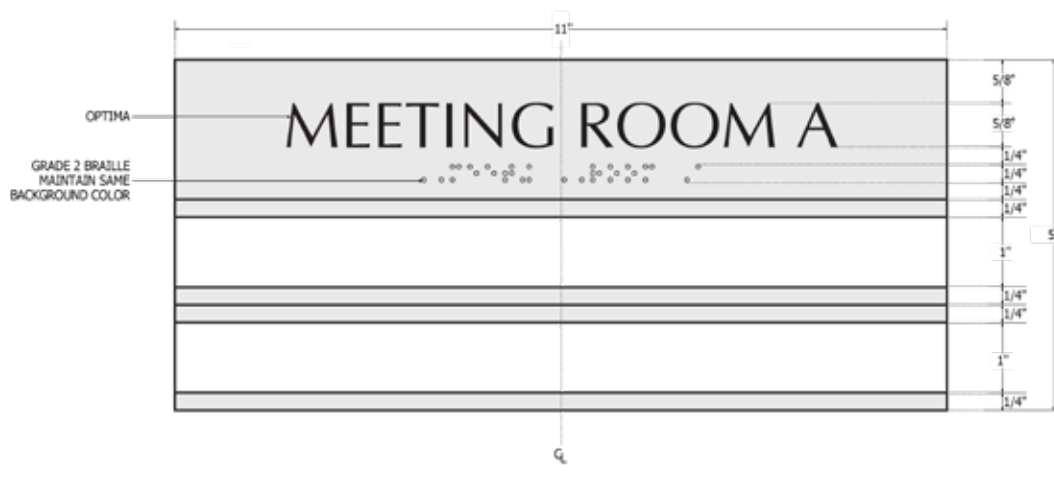
BASIC B-2

13

## B-2: ROOM ID WITH PAPER INSERT

The B-2 sign offers horizontal room identification with space for a full-width paper insert. Its streamlined proportions make it ideal for longer names or titles without sacrificing accessibility or elegance.





## **B-3: ROOM ID WITH PAPER INSERT**

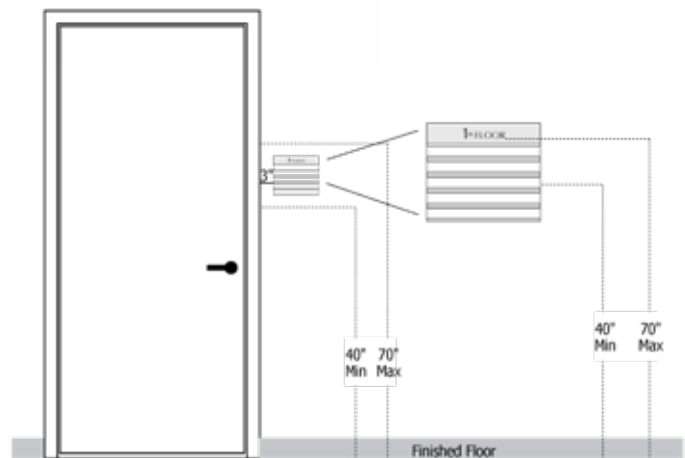
B-3 is a horizontal room ID sign designed for shared or dynamic spaces like meeting rooms. It features a permanent room name in tactile lettering and braille, along with two paper insert slots for flexible scheduling or occupancy details.

## ADA SIGNAGE FLEX



### B-4: ROOM ID WITH PAPER INSERT

B-4 is a modular floor directory sign designed for high-traffic or multi-room areas. It features a fixed floor identifier and six paper insert slots for listing departments, offices, or room occupants. Ideal for lobbies, elevator areas, or building cores.




**BASIC B-4**

**15**

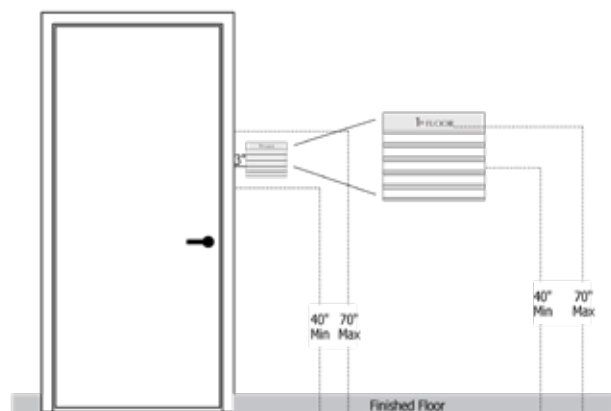


## ADA SIGNAGE FLEX



### B-5: ROOM ID WITH PAPER INSERT

B-5 is a versatile room identification sign that pairs a fixed department or room name with four interchangeable paper insert slots. Designed for spaces with rotating staff or changing functions, this sign provides clarity and adaptability for dynamic environments.



## BASIC SIGN SYSTEM

# FLOOR DIRECTONIAL AND WAYFINDING

The Directories and Wayfinding Panels in the Basic Sign System simplify navigation in busy interior spaces. With clean layouts, clear arrows, and flexible content options, they help users find rooms or departments quickly. Ideal for multi-tenant and public buildings, each panel is modular, easy to read, and simple to update when changes occur.

### Key Features:

#### Standardized Layouts:

Designed to be immediately readable, with directional cues and floor identifiers in a consistent format.

#### Flexible Content Structure:

Supports ranges of room numbers, department names, or company names — accommodating both public and private building types.

#### Update-Friendly Panels:

Select models include replaceable inserts or modular slats to allow quick tenant or room number changes without replacing the whole sign.

#### Space-Efficient Design:

Horizontal panel stacking ensures clarity without overwhelming the viewer — even when listing many destinations.



# FLOOR DIRECTONIAL AND WAYFINDING

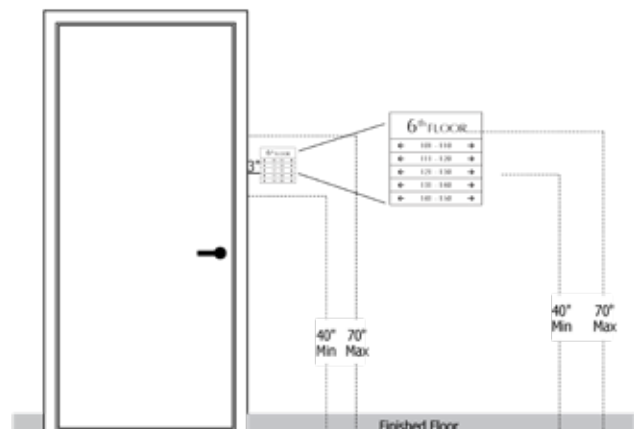


BASIC C-1

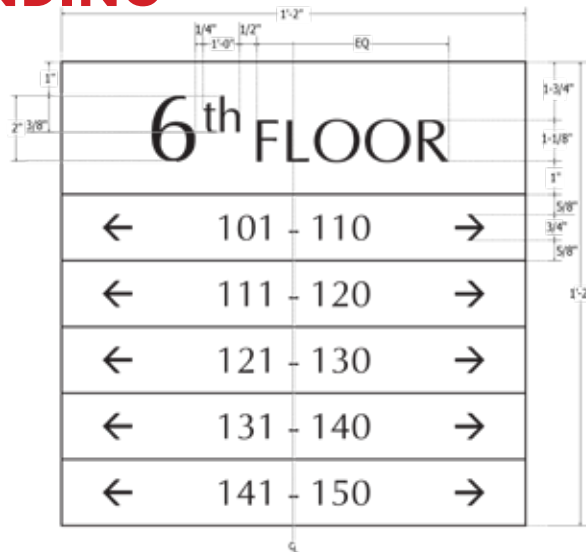
18

## C-1: FLOOR DIRECTORY NAMES

C-1 is a floor-level directional sign designed to guide visitors through complex interior layouts with clarity and ease. It displays the floor number prominently, followed by a list of destinations and directional arrows for immediate spatial orientation.

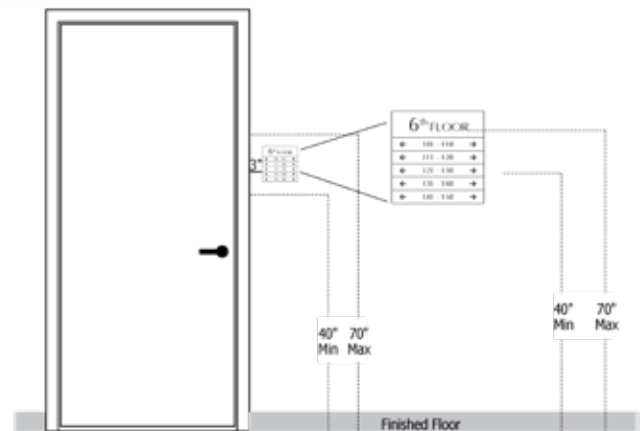


## FLOOR DIRECTIONAL AND WAYFINDING



### C-2: FLOOR DIRECTORY NUMBERS

C-2 is a structured directional sign designed to display room number ranges by floor, with accompanying arrows for navigation. Ideal for building lobbies and elevator landings, it helps users locate rooms quickly and intuitively.



# FLOOR DIRECTONIAL AND WAYFINDING

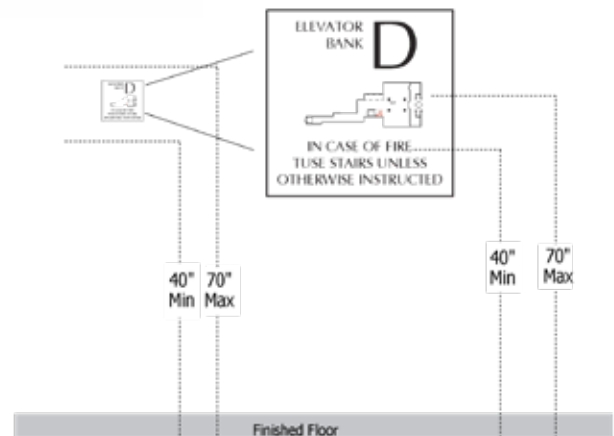


BASIC C-3

20

## C-3 : EGRESS MAP

C-3 is a Wall-mounted egress map designed to support safety and orientation. Placed near elevator lobbies and major circulation points, it provides a clear path to exits in emergencies and reinforces wayfinding through graphic and textual cues.



## BASIC SIGN SYSTEM

# BRONZE PLAQUES

The Bronze Plaques in the Basic Sign System offer a dignified, durable solution for commemorative, historical, and institutional signage. Made with cast or etched finishes and classic gold-on-black contrast, these plaques honor places, people, and events with elegance and clarity. Available in round or rectangular formats.

### Key Features:

#### Classic Material:

Bronze-toned metal finish ensures a lasting, formal appearance.

#### Clear, Engraved Text

High-contrast lettering remains legible over time, indoors or outdoors.

#### Versatile Formats

Available in round, square, and rectangular shapes for various uses.

#### Permanent Installation

Ideal for landmarks, dedications, building names, or donor recognition.

#### Low-Maintenance Surface

Resistant to wear, oxidation, and vandalism.

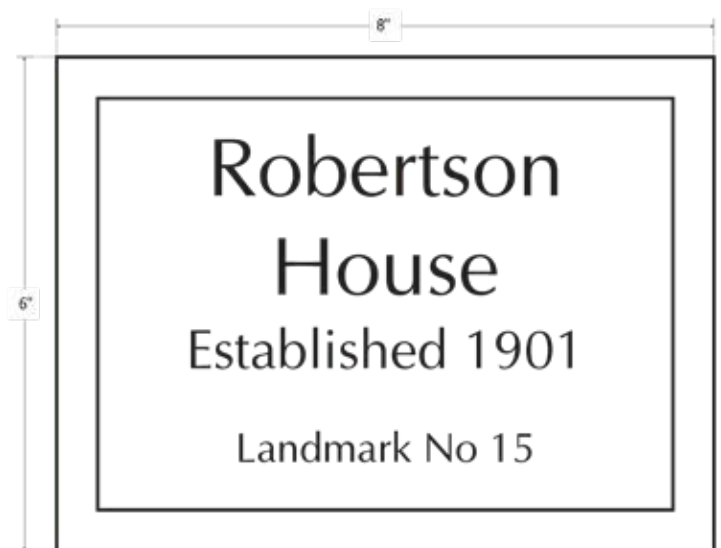


## BRONZE PLAQUES



### D-1: BRONZE PLAQUE

This 8"x6" bronze plaque offers a dignified way to commemorate people, events, places, or milestones. With its thick bronze border and elegant raised lettering, it delivers a lasting impression in both indoor and outdoor settings.



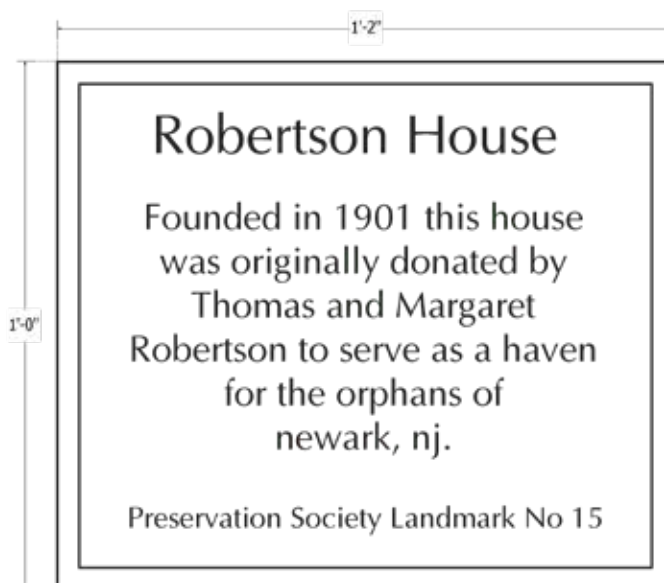


## BRONZE PLAQUES



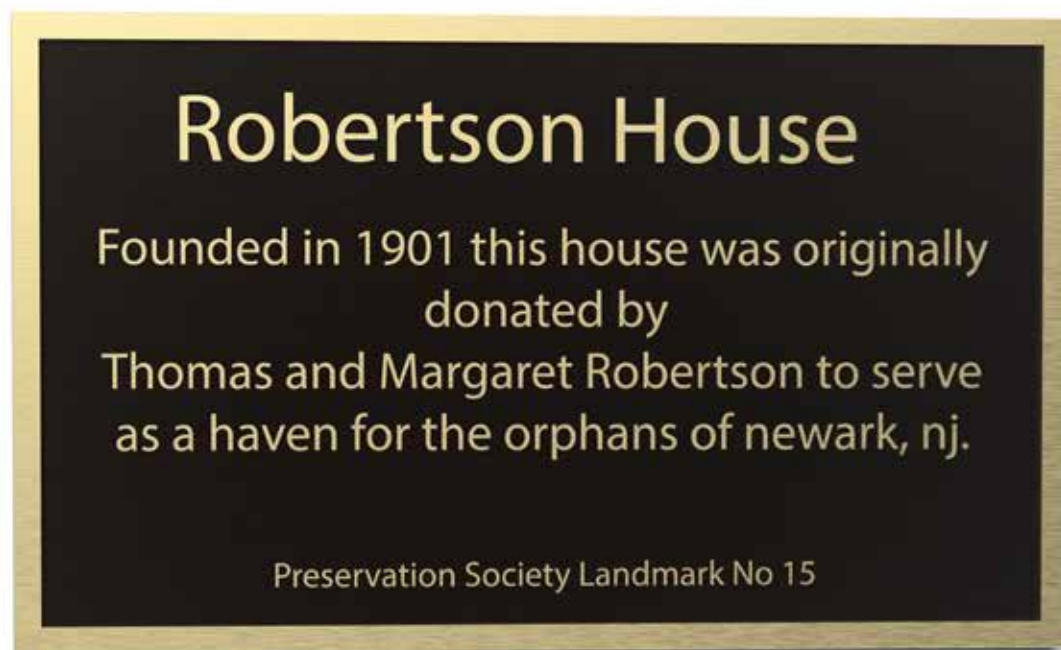
### D-2: BRONZE PLAQUE

The D-2 plaque is a 1'2" x 1' cast bronze marker designed to honor significant places, people, and histories. With timeless elegance, it communicates stories that deserve to be remembered. Whether installed on a building, in a park, or as part of a preservation initiative, this plaque delivers clarity, dignity, and durability.






## BRONZE PLAQUES

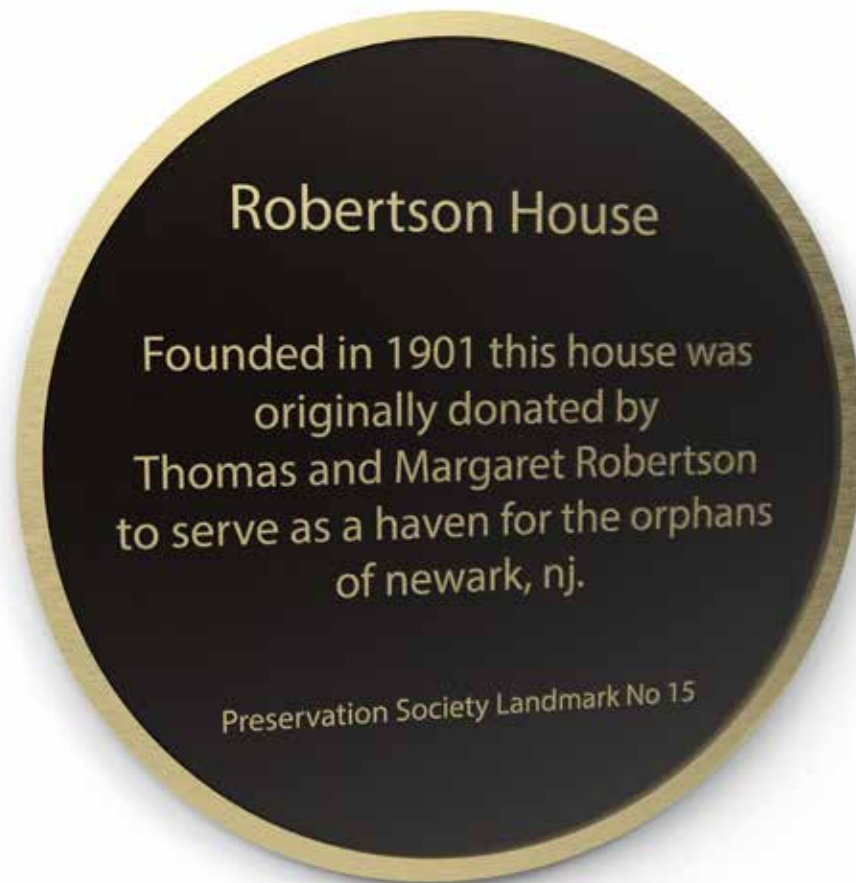


### D-3: BRONZE PLAQUE

The D-3 plaque offers a refined format for commemorating legacies with greater narrative depth. At 1'8" wide and 1' tall, it provides space for full sentences, donor recognition, or historical significance — making it ideal for landmarks, dedications, and memorials. Its design balances clarity, proportion, and permanence.




## BRONZE PLAQUES



### D-4: BRONZE PLAQUE

The D-4 plaque offers a distinguished round format ideal for historical dedications, cultural landmarks, or meaningful tributes. Its circular shape commands attention while symbolizing continuity and unity. This piece pairs traditional craftsmanship with elegant design to elevate any commemorative setting.



## BASIC SIGN SYSTEM

**DESK BARS,  
NAME PLATES AND MORE**

The Bronze Plaques in the Basic Sign System offer a dignified, durable solution for commemorative, historical, and institutional signage. Made with cast or etched finishes and classic gold-on-black contrast, these plaques honor places, people, and events with elegance and clarity. Available in round or rectangular formats.

**Key Features:****Classic Material:**

Bronze-toned metal finish ensures a lasting, formal appearance.

**Clear, Engraved Text**

High-contrast lettering remains legible over time, indoors or outdoors.

**Versatile Formats**

Available in round, square, and rectangular shapes for various uses.

**Permanent Installation**

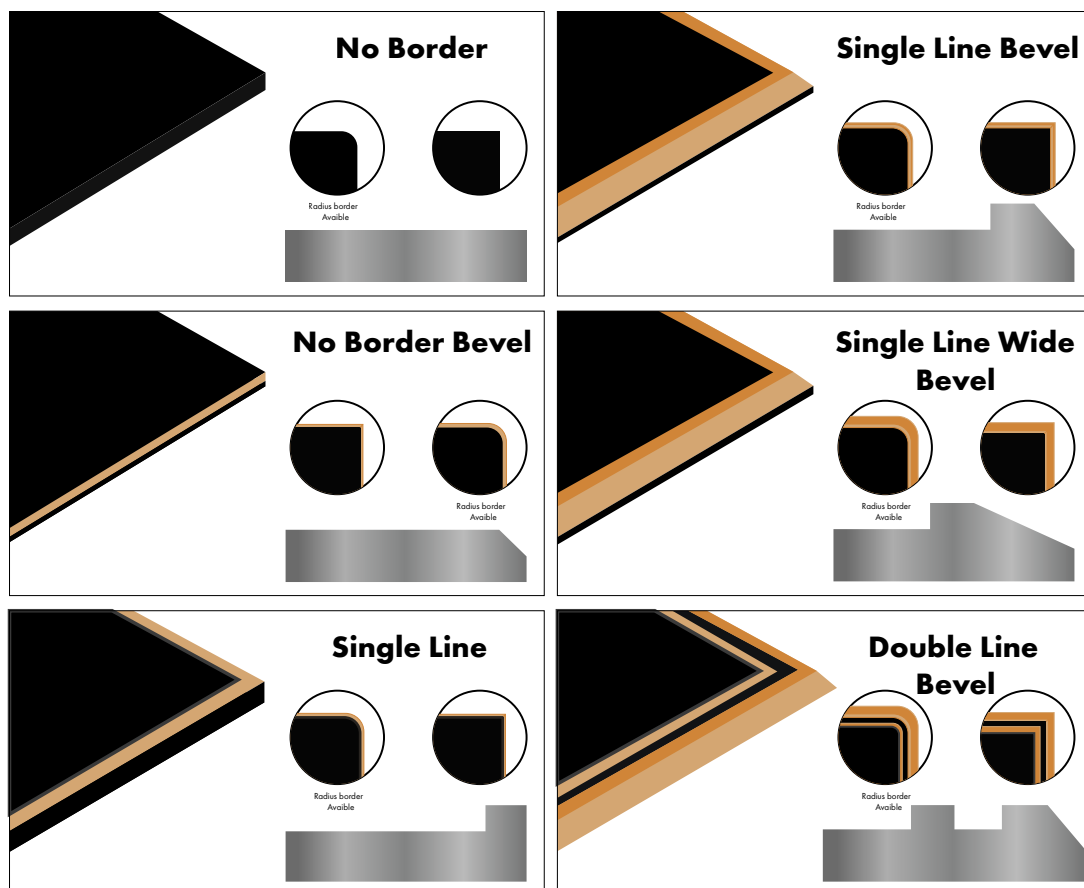
Ideal for landmarks, dedications, building names, or donor recognition.

**Low-Maintenance Surface**

Resistant to wear, oxidation, and vandalism.



## STANDARD BORDERS (Bronze Plaques)



## STANDARD COLORS ( PANTONE® )

Obsidian Black C	Snow 000 C	Coyote Brown 7553 C	Urban Safari 7497 C	Onyx Neutral Black C	Espresso 4975 C
Sandstone 7508 C	Atmospheric 7540 C	Storm 422 C	Ozone 427 C	Olive Hills 7536 C	Alabaster 7506 C
Cotton 7499 C	Midnight 2767 C	Island Cave 7687 C	Yucatan 640 C	Merlot 1815 C	Royal Crimson 7622 C
Inferno 485 C	Shanghai Jade 340 C	Jasper 171 C	For custom colors, provide color code from standard color systems: pantone (PMS), Sherwin Williams, Benjamin Moore, RAL, Matthews, AkzoNobel (Grip-Gard), etc.		

**BASIC OPTIONS**

**27**



# SDI BASIC SIGNAGE SYSTEM

## CONTACT

### HEADQUARTERS

250 Pehle Ave, Ste 200, Saddle Brook, NJ 07663

### OFFICE

50 Harrison St, Ste 214, Hoboken, NJ 07030

### FACTORY

213 Porter Rd, Conroe, TX 77301



[www.sd-ind.com](http://www.sd-ind.com)



[sales@sd-ind.com](mailto:sales@sd-ind.com)



212-348-8000