




LATA

LATA URBAN FURNITURE PRODUCT LINE

Consultation, Design Services, Engineering, Fabrication, Installation.

www.sd-ind.com | sales@sd-ind.com | 212-348-8000



LATA

01

LATA

BEND. REPEAT. RESHAPE THE CITY.

Lata is a product line defined by the repetition of folded steel geometries. Every element is fabricated from laser-cut sheet metal, bent precisely to form rigid, sculptural structures. The line reflects clarity in form and resilience in use, ideal for high-traffic public spaces. Lata expresses strength through folded simplicity, with clean silhouettes that are both structural and iconic.

Key Features

Monomaterial Construction:

All pieces are made from steel sheets, cut and folded to define each product. No unnecessary additions. Just clean, controlled geometry.

Consistent Design Language:

Benches, bins, and racks all share the same formal expression: sharp folds, negative space, and grounding symmetry.

Weather-Resistant Finish:

Powder coating or hot-dip galvanizing protects every unit

from corrosion and wear in outdoor environments.

Modular Logic:

The bike rack and bench components can be repeated seamlessly. Designed for scalability in urban planning.

Structural Simplicity:

Each element is self-supporting. No hidden frames. The structure is the shape.



LATA BENCH

GEOMETRY MADE USEFUL

The Lata Bench blends crisp lines and industrial rigor into a fully welded steel body. Its slanted legs and folded planes offer visual lightness without compromising structure. Whether with or without a backrest, the design reads as a single continuous gesture—clean, compact, and contemporary.



LATA BENCH

GEOMETRY MADE USEFUL

Key Features

Single-Sheet Structure:

Formed from a single laser-cut and folded steel plate, the Lata Bench reduces welds and simplifies assembly while maintaining structural strength.

Backrest Option:

Available in both backless and backed versions, adapting to plazas, corridors, or public platforms.

Welded Minimalism:


Its angular profile, discreet feet, and precise edges reflect high fabrication control and modern appeal.

Powder-Coated Durability:

Finished in outdoor-grade powder coating to endure high foot traffic, sun, and rain.

Clean Installation:

Designed for anchor bolting through concealed base flanges, ensuring visual continuity with the ground plane.



LATA BENCH TYPE B

03

LATA BIN

PRECISION AND CLARITY.

The Lata Bin combines structural refinement with lightweight construction. Its perforated steel shell and flared aluminum top create a strong urban presence while maintaining ventilation and cleanliness. Engineered with high-frequency usage in mind, the Lata Bin resists impact, simplifies waste disposal, and integrates into architectural environments without excess ornament.

Key Features

Perforated Steel Skin:

A single folded steel body features precision laser-cut perforations for airflow, visibility, and waste management control.

Tapered Geometry:



The flared profile enhances rigidity while offering an easy throw-in angle from any direction, reducing missed disposals.

Top Frame and Funnel:

The top plate includes an inward-sloped funnel and internal mesh filter for liquids and debris, manufactured as a separate die-cut component for simplified maintenance.

Base Plate Integration:

Hidden fixing points below the internal can liner ensure vandal resistance and seamless installation.



LATA BIKE RACK

SIMPLICITY WITH BOLD STANCE

The Lata bike rack is a bold, minimal solution for secure urban bike parking. Designed with continuity in mind, its form echoes the bench and bin within the same line, creating a cohesive streetscape presence. Each U-shaped loop is precision cut and formed from a single steel sheet, ensuring strength with no unnecessary components.

Key Features

Unified Geometry:

The rack's profile maintains visual harmony with other Lata pieces, reinforcing the identity of the line in public space applications.

Steel Efficiency:

Crafted from folded steel sheets, the rack balances visual weight with structural rigidity, eliminating the need for welds or added frames.

Secure and Modular:

Each slot supports the front wheel while allowing frame locking. Configurable in modules to adapt to various capacities.

Durable and Low-Maintenance:

Finished with corrosion-resistant coatings, the rack performs in all climates with minimal upkeep.

Fast Installation:

Flat base design allows for quick anchoring to concrete or pavers, reducing labor costs on site.



LATA BIKE RACK

05

LATA BOLLARD

DESIGNED TO BE NOTICED AND TO LAST

The Lata Bollard is a tall, commanding presence designed to mark, protect, and define public space with confidence. Fabricated from perforated steel sheets, its light-permeable skin contrasts with a solid square steel top, giving the piece a dual character—visually lightweight but physically robust.

Key Features:

Perforated Steel Body:

The cylindrical body is fabricated from finely perforated metal, providing visual texture and allowing interior lighting when required.

Square Steel Cap:


The upper plate is laser-cut and finished to close the volume and serve as a light diffuser or architectural accent.

Structural and Aesthetic Role:

Beyond its function as a vehicle or pedestrian barrier, the Lata Bollard contributes to the project's visual rhythm, offering a refined vertical gesture.


Lighting Integration Ready:

Its internal cavity and pattern make it suitable for integrated lighting solutions without additional accessories.



LATA BOLLARD

06





SDI LATA URBAN FURNITURE PRODUCT LINE

CONTACT

HEADQUARTERS

250 Pehle Ave, Ste 200, Saddle Brook, NJ 07663

FACTORY

213 Porter Rd, Conroe, TX 77301



www.sd-ind.com



sales@sd-ind.com



212-348-8000