




ORI



ORI URBAN FURNITURE PRODUCT LINE

Consultation, Design Services, Engineering, Fabrication, Installation.

www.sd-ind.com | sales@sd-ind.com | 212-348-8000



ORI

01

ORI

FORMED BY FORCE, DEFINED BY DESIGN.

Ori is a series of urban elements forged from single steel sheets, shaped through precise folds that define both structure and identity. The collection draws inspiration from origami, translating minimal interventions into bold gestures. Each piece balances material economy with sculptural strength, offering unique silhouettes that adapt seamlessly to contemporary public spaces.

Key Features

Monomaterial Construction:

All components are built from folded steel sheets, eliminating joints and reducing maintenance while showcasing structural integrity.

Geometry in Motion:

Dynamic planes and cuts create a sense of movement and tension, even in static forms, offering an architectural character to each object.

Cohesive Identity:

Benches, bins, bike racks, and bollards share a distinct angular logic, allowing cohesive deployment across different environments.

Urban Performance:

All elements are designed for high-traffic public use: robust, anti-vandal, easy to clean, and optionally anchorable for security.

Surface Finish Options:

Available in textured powder-coated colors or stainless finishes, with customizable accents for civic branding or wayfinding integration.




ORI BENCH

FOLDED TO SERVE,
SHAPED TO LAST.

The Ori Bench is a minimal yet striking seating solution crafted entirely from folded steel. Its geometry emerges from a single-sheet logic: bent planes create both structure and form, while diagonal folds add strength and visual identity. Designed for contemporary public settings, the bench balances visual lightness with robust durability.

Made from high-gauge steel and finished with architectural-grade powder coating, the Ori Bench is built for daily urban use. The version with backrest offers ergonomic support while maintaining the same sculptural language.



ORI BENCH

**SOFT EDGES.
SOLID BUILD.**

Key Features

Single-Material Expression:

Constructed entirely from laser-cut and folded steel, with no visual fasteners or added components.

Origami-Inspired Geometry:

Diagonal planes provide both stiffness and distinct identity, transforming flat material into functional volume.

Backrest Option:

Available in both flat and supported versions, with a backrest seamlessly integrated through a folded support structure.

Resistant Finishes:

Powder-coated with outdoor-grade matte textures, available in multiple tones and resistant to corrosion, impact, and vandalism.

Modular Logic:

Designed for series installation in plazas, transit areas, and architectural promenades—offering visual cohesion and easy maintenance.

Minimal Footprint:

Compact leg design provides ample leg clearance and reduces intrusion on pavement or landscape layouts.



ORI BENCH TYPE B

03

ORI BIN

FORM THAT WORKS

The Ori Bin combines sculptural geometry with industrial function. Designed as part of the Ori product line, this waste bin uses folded sheet steel and perforated planes to create a lightweight yet durable container. The design balances strong lines with subtle openings, offering a contemporary solution for public waste disposal that complements modern architectural environments.

Key Features

Folded Steel Construction:

Made from laser-cut, bent steel sheets to ensure strength and structural clarity with minimal components.

Perforated Exterior Shell:

The wraparound perforated surface adds texture while improving airflow and visibility of internal fill levels.

Elevated Base Frame:

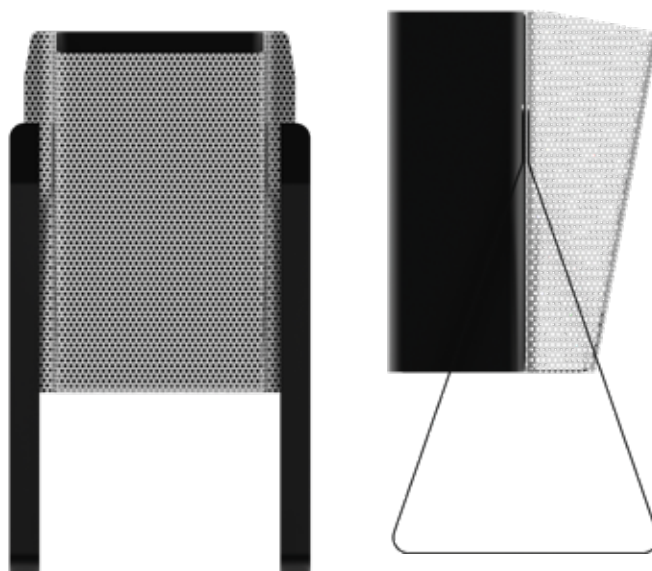
Supported by a continuous bent steel support frame, ensuring ground clearance and easy cleaning underneath.

Dual Finish Options:

Contrast between solid and perforated panels allows for visual distinction and material expression.

Modular Integration:

Designed to match the formal language and materiality of other Ori elements—benches, bollards, bike racks.



ORI BIKE RACK

SECURE SIMPLICITY FOR URBAN RIDERS

The Guma Bike Rack redefines bicycle parking with a monolithic presence and clean form. Built from a single folded steel sheet with a die-cut channel, it allows the wheel to enter without compromising the structure's visual clarity. Its rounded edges soften the form while maintaining strong structural integrity.

Key Features

Integrated Locking Design:

The cutout allows locking of the frame and wheel with a standard U-lock, increasing security without additional components.

Single-Sheet Construction:

Fabricated from a single laser-cut and folded steel plate, reducing welds and weak points.

Powder-Coated Finish:


Durable matte black powder coating resists corrosion and blends with Guma's urban palette.

Low Maintenance:

Fully welded and enclosed structure minimizes dirt retention and simplifies cleaning.

Visual Continuity:

The silhouette mirrors the bollard and trash bin, reinforcing the identity of the Guma product family.



ORI BIKE RACK

05



ORI BOLLARD

URBAN RESTRAINT, SCULPTED.

The Ori Bollard blends structural utility with geometric sophistication. Crafted entirely from laser-cut and folded steel, its origami-inspired form introduces rhythm and edge to urban layouts. This element of the Ori line acts as a subtle barrier while standing out as a sculptural marker in the public realm. It resists impact, resists corrosion, and resists blending into the background.

Key Features

Sculpted Geometry:

A clean vertical volume sliced by diagonal fold lines. The faceted faces create subtle shadows that shift throughout the day.

Monolithic Fabrication:

Formed from a single steel plate, folded precisely. No welds on display, no unnecessary parts.

Durable Finish:

Powder-coated with UV and impact resistance. Suitable for coastal and high-traffic environments.

Versatile Application:

Works as a visual guide, security measure, or aesthetic divider in plazas, sidewalks, or commercial frontages.

Material Honesty:

Exposed steel edges and visible bends highlight the fabrication technique, not hide it.



ORI BOLLARD

06





SDI ORI BAND FURNITURE PRODUCT LINE

CONTACT

HEADQUARTERS

250 Pehle Ave, Ste 200, Saddle Brook, NJ 07663

OFFICE

50 Harrison St, Ste 214, Hoboken, NJ 07030

FACTORY

213 Porter Rd, Conroe, TX 77301



www.sd-ind.com



sales@sd-ind.com



212-348-8000