



YOU IMAGINE. WE BUILD.

Scope	Master Format Code	NAICS Code
Guardrails & Handrails	05 52 00	332323
Bollards	32 39 00	332323
Canopies	10 73 13	332311
Fencing	32 31 00	332323
Gates	08 34 53	332323
Metal Staircases	05 51 00	332323
Stair Railings	05 52 13	332323
Bicycle Racks	12 93 13	332323
Cladding	07 42 13	332322
Roofing	07 41 13 & 07 53 23	332322 & 238160
Escalator & Elevator Enclosures	14 91 23	238290
Ticket Booths	13 41 13	332311
Wayfinding	10 14 23	339950
Sign Boxes	10 14 33	339950
Logo & Letters	10 14 43	339950
Directories	10 14 23	339950
Bulletin Boards	10 14 23	339950
Plaques	10 14 13	339950
ADA Signage	10 14 00	339950
Glass & Glazing	08 80 00	327215

MASTER FORMAT & NAICS CODES




You Imagine. We Build

SD INDUSTRIES
ARCHITECTURAL METALS
STRUCTURAL STEEL
SIGNAGE & GLASS
DESIGN & ENGINEERING SERVICES

CERTIFICATIONS

With SDI, you get a partner that's not just qualified but certified, proven, and ready.



Scan For Our Catalogs

212-348-8000
 sales@sd-ind.com
 www.sd-ind.com

Pre-Qualifications

Industry Partnerships



Contact Us

Partner With Us

Contact us to discuss your project.
From design to delivery, we've got your project covered.

Connect with us

HEADQUARTERS

250 Pehle Ave, Ste 200, Saddle Brook, NJ 07663

OFFICE


50 Harrison St, Ste 214, Hoboken, NJ 07030

FACTORY


213 Porter Rd, Conroe, TX 77301

 www.sd-ind.com

 sales@sd-ind.com

 212-348-8000

We've Proudly Worked With



CONTENTS

Architectural Metal

- 08** Guardrails & Handrails
- 10** Wire Mesh/Fencing
- 12** Bollards
- 14** Canopies
- 16** Gates
- 18** Metal Staircases
- 20** Cladding
- 22** Roofing
- 24** Escalator / Elevator Enclosures
- 26** Ticket Booths

Structural Steel

- 28** Structural Steel

Signage Products

- 30** Wayfinding Signs

- 32** Sign Boxes
- 34** Logo & Letters
- 36** Directories
- 38** Plaques
- 40** ADA Signage

Glass Products

- 42** Premium Glass Solutions

Services

- 44** Design & Engineering Services

Machines

- 46** Machinery & Technology

Capability Statement

- 48** Capability Statement




Guardrails & Handrails

Guardrails and handrails are critical for safety and compliance. We provide code-compliant systems designed for durability, strength, and reliable performance in demanding environments. Built to meet project requirements, our solutions support smooth installation and long-term use.

Types of Guardrails & Handrails:

- Highway Guardrails
- Ornamental Guardrails
- Industrial Guardrails
- Removable Guardrails
- Bridge & Infrastructure
- Balcony Protection
- Illuminated Guardrails
- Stair Safety Guardrails
- Ornamental Handrails
- Industrial Handrails
- Floor-Mounted Handrails
- Illuminated Handrails
- Stair Safety Handrails



Wire Mesh / Fencing

Wire mesh plays a key role across functional, decorative, and industrial applications, where performance and finish matter. We supply wire mesh based on real project needs, balancing strength, visibility, airflow, and durability. It is used for fencing and enclosures, architectural features, and filtration or reinforcement, performing reliably in both indoor and outdoor environments. Our range includes woven, welded, expanded, and perforated mesh, each suited for specific uses from flexible screening to rigid support and controlled airflow.

We focus on consistent quality, custom specifications, and reliable delivery to meet project timelines.

Types of Wire Mesh:

- ❑ Sunshades / Brise-Soleil Mesh
- ❑ Cladding Mesh
- ❑ Decorative Wire Mesh Panels



Architectural Metal

Bollards


Bollards are essential for traffic control, pedestrian safety, and asset protection. We provide solutions ranging from decorative to high-security, ASTM-rated systems for impact resistance and perimeter protection. Built from durable materials, our bollards ensure reliable performance, safety compliance, and long-term use, with options tailored to project risk and requirements.

Types of Bollards:

- ❑ Security Bollards
- ❑ Traffic & Parking Bollards
- ❑ Architectural Bollards
- ❑ Illuminated Bollards
- ❑ Retractable & Removable Bollards
- ❑ Bicycle Bollards



Amtrak Maysville Maysville, KY



Architectural Metal

Canopies

Canopies provide shelter, protection, and architectural value across various spaces. We deliver solutions using metal and fabric, designed for durability and integration with entryways, walkways, and outdoor areas. Our canopies are tailored to project needs, ensuring reliable performance, quality, and timely delivery.

Types of Canopy:

- ❑ Airport Canopies
- ❑ Railways & Transit Canopies
- ❑ Hospitality & Hotel Canopies
- ❑ Retail & Commercial Canopies
- ❑ Residential & Mixed Canopies
- ❑ Government & Military Canopies
- ❑ Industrial & Warehouse Canopies



Elmont Station Nassau County, NY



Architectural Metal

Gates

Gates provide security, controlled access, and perimeter protection.

We deliver swing, sliding, and automated gate systems, built from steel and aluminum to suit site conditions and project needs.

Designed for performance and integration, our solutions ensure durability, consistent quality, and reliable operation.

Types of Gates:

- ❑ Swing Gates
- ❑ Sliding Gates
- ❑ Cantilever Gates
- ❑ Bi-Folding Gates
- ❑ Pedestrian Gates
- ❑ Security Gates
- ❑ Ornamental Gates
- ❑ Driveway Gates
- ❑ Industrial Gates
- ❑ Custom Decorative Gates



MTA Safety Gates New York City, NY




Metal Staircases

Metal staircases provide strength, durability, and reliable access across residential, commercial, and industrial environments. We deliver staircase solutions fabricated from steel or aluminum, designed for long-term performance, safety, and low maintenance in both indoor and outdoor applications. Our stair systems are tailored to project requirements, supporting straight, spiral, and multi-level configurations with flexibility in layout and finish. What sets us apart is our ability to align structural performance with design intent, ensuring consistent quality, precise fabrication, and seamless integration with surrounding spaces.

Types of Metal Staircase:

- Straight Staircases
- Spiral Staircases
- Curved Staircases
- L-Shaped Staircases
- U-Shaped Staircases
- Floating Staircases
- Cantilever Staircases
- Industrial Staircases
- Modular Staircases
- Custom Ornamental Staircases



Architectural Metal

Cladding

Cladding provides protection and enhances a building's appearance and durability. We offer solutions in metal, wood, stone, and composite materials, selected to meet performance and design requirements.

Designed for weather resistance and long-term use, our systems support energy efficiency while allowing customization in profiles, finishes, and colors.

Types of Cladding:

- ❑ Flat Panel Cladding
- ❑ Perforated & Screen Cladding
- ❑ Textured / Profiled Cladding
- ❑ Structural & Curtain Wall Cladding
- ❑ Architectural Feature Cladding
- ❑ Specialty / Decorative Glass Cladding



Bay Park Flood Wall New York City, NY



Architectural Metal

Roofing

SD Industries delivers durable, high-performance roofing solutions for commercial and industrial applications. We provide systems including standing seam metal roofing for long-term weather resistance and structural reliability, as well as EPDM and TPO roofing selected for flexibility, energy efficiency, UV resistance, and low maintenance.


Each solution is carefully specified and aligned with project requirements, ensuring compliance with applicable codes and dependable long-term performance. What sets us apart is our ability to match the right system to site conditions while maintaining quality, efficiency in installation, and reliable lifecycle performance.

Types of Roofing:

- ❑ Standing Seam Metal Roof
- ❑ Ethylene Propylene Diene Monomer
- ❑ Thermoplastic Polyolefin



Baruch Housing New York City, NY




Escalator & Elevator Enclosures

Escalator and elevator enclosures provide safety, security, and integration within building design. We deliver metal and glass enclosure solutions that protect equipment, restrict unauthorized access, and meet safety requirements. Built for high-traffic environments, our systems offer durability, consistent performance, and seamless architectural integration, with a focus on quality and timely delivery.

Types of Escalator & Elevator Enclosures:

- Glass Enclosures
- Metal Panel Enclosures
- Mesh & Screen Enclosures
- Structural Framing Systems
- Transit-Grade Protection Systems



Architectural Metal

Ticket Booths

Ticket booths provide secure, functional spaces for ticketing and customer service in transit hubs, events, and public venues. We deliver booth solutions fabricated from durable materials such as metal and glass, incorporating service windows, counters, storage, and provisions for electrical and communication systems.


Designed for high-traffic, public-facing environments, our booths are customized in size, layout, and finish to suit site constraints, security needs, and pedestrian flow. What sets us apart is our ability to align design and fabrication with operational requirements, ensuring durability, visibility, and reliable day-to-day performance.

Types of Ticket Booths:

- Standard Modular Ticket Booths
- Security / Guard Ticket Booths
- Glazed Aluminum Ticket Booths
- Custom Decorative Ticket Booths



Grand Central Station New York City, NY




Structural Steel

AISC Certified Fabricator AISC Member

SD Industries fabricates structural steel packages with precision, quality, and schedule-driven execution. As an AISC Certified Building Fabricator, we meet industry standards for reliability and compliance. Our focus is on accurate fabrication, efficient installation, and consistent quality to support project timelines and performance.

Scope Includes:

- Primary framing: columns, beams, girders, transfer members
- Built-up members: welded plate girders, built-up beams, box columns
- Floor & roof framing: wide flange, HSS, pipe, angles, channels, WT members
- Bracing & lateral: vertical/horizontal bracing, collectors, drag struts
- Connection steel: base plates, gussets, shear plates, stiffeners, embeds



Signage Products

Wayfinding Signs

Wayfinding signs support clear navigation across complex environments. We deliver signage solutions that combine text, symbols, and maps to improve accessibility and user experience.


Designed for indoor and outdoor use, our systems align with architecture and branding, ensuring clarity, consistency, and durability.

Types of Wayfinding Signs:

- Directional Signs
- Identification Signs
- Regulatory Signs
- Informational Signs
- Emergency Signs
- Monument Signs



Javits Center New York City, NY



Signage Products

Sign Boxes

Our sign boxes deliver high-impact visibility and consistent brand presence with illuminated designs that perform day and night. We provide solutions suited for storefronts, offices, and high-traffic commercial spaces, ensuring durability, clear readability, and strong visual appeal.

Designed for long-term performance, our sign boxes are customized in size, shape, materials, finishes, and lighting type to align with brand standards and surrounding architecture. What sets us apart is our ability to combine quality fabrication with precise detailing, delivering signage that reinforces brand identity, supports wayfinding, and performs reliably over time.

Types of Sign Boxes:

- Illuminated Sign Boxes
- Non-Illuminated Sign Boxes
- Double-Sided Sign Boxes
- Custom Shape Sign Boxes



Empire Outlets New York City, NY



Signage Products

Logo & Letter Signs

Logo and letter signs create a distinctive and recognizable brand presence across storefronts, offices, and public spaces. We deliver custom signage solutions fabricated from metal, acrylic, and composite materials, offering a wide range of finishes, depths, and lighting options including front-lit and halo-lit designs.


Designed for both interior and exterior applications, our signs enhance visibility, clarity, and long-term durability in high-traffic environments. What sets us apart is our ability to translate brand identity into precise, high-quality fabrication that integrates seamlessly with architecture while maintaining consistent performance and visual impact.

Types of Logo & Letters Signs:

- ❑ Channel Letters
- ❑ Flat-Cut Letters
- ❑ Halo-Lit Letters
- ❑ Front-Lit Letters



One Vanderbilt New York City, NY



Signage Products

Directories


Directories provide clear orientation and navigation across complex environments such as offices, malls, hospitals, and public buildings. We deliver directory solutions featuring maps, tenant listings, and detailed floor plans, designed to guide visitors efficiently at entry points, lobbies, and key circulation areas. Available in wall-mounted, freestanding, and digital formats, our directories are tailored to suit branding, layout, and traffic flow requirements. What sets us apart is our ability to design intuitive, user-friendly systems that improve accessibility, reduce confusion, and support smooth movement while maintaining durability and visual consistency.

Types of Directories:

- Wall-Mounted Directories
- Freestanding Directories
- Digital Directories
- Braille Directories



The Battery Park New York City, NY



Signage Products

Plaques

Plaques provide durable, high-quality displays for recognition, memorials, dedications, and identification across a wide range of environments. We deliver custom plaque solutions fabricated from metal, wood, and acrylic, with engraving, etching, or printing to ensure clear, lasting presentation of text, logos, and graphics.


Designed for both indoor and outdoor use, our plaques offer weather resistance, visual clarity, and long-term performance. What sets us apart is our ability to combine precise fabrication with tailored finishes, delivering refined, professional displays that preserve important information and maintain their appearance over time.

Types of Plaques:

- Precision Tooled Plaques
- Cast Plaques
- Etched Plaques
- Thin Gauge Plaques



Queens Midtown Tunnel New York City, NY



Signage Products

ADA Signage

ADA signage ensures accessibility, compliance, and clear communication across public buildings and facilities. We deliver signage solutions that meet ADA requirements, incorporating Braille, tactile lettering, high-contrast colors, and clear text for enhanced readability.

Used to identify accessible entrances, restrooms, exits, elevators, and key areas, our signage supports effective wayfinding and inclusive design. What sets us apart is our ability to ensure full code compliance while maintaining consistency with architectural standards, delivering durable, precise, and user-friendly signage systems.

Types of ADA Signage:

- ❑ Room Identification Signs
- ❑ Directional Signs
- ❑ Emergency Signs
- ❑ Regulatory Signs



LaGuardia Headhouse East Elmhurst, Queens, New York City



Glass Products

Premium Glass Solutions

SD Industries supplies glass packages for architectural, commercial, and infrastructure applications where performance, safety, and finish quality are critical. We deliver glass solutions that support visual consistency, precise fabrication tolerances, and reliable, schedule-driven installation. Our scopes cover applications including security glazing, interior privacy systems, and exterior assemblies requiring thermal and acoustic performance. What sets us apart is our ability to coordinate supply with project sequencing, ensuring smooth field execution while reducing risk during handling and installation.

Our Glass Scope Includes:

- ❑ Bulletproof Glass
- ❑ Laminated Glass
- ❑ Insulated Glass
- ❑ Frosted Glass
- ❑ Clear Glass

Applications Include:

- ❑ Security glazing and protective barrier conditions
- ❑ Interior partitions and privacy glazing
- ❑ Exterior glazing requiring thermal and acoustic performance
- ❑ Architectural glass for commercial and public environments



Services

Design & Engineering Services

SD Industries provides design and technical services aligned with industry standards and BIM-based workflows. We support projects from planning through fabrication with coordinated models, clear documentation, and accurate detailing.

Our approach connects design, engineering, and fabrication to reduce gaps, improve coordination, and support efficient project delivery.











Our Services Include:

- Architectural Design Services
- Engineering Services
- Scan To Detail Design Services
- Shop & Fabrication Drawings

Typical Support Includes:

- Design development and constructability coordination
- Engineering and fabrication-aligned detailing
- Field scanning, verification, and model-based detailing
- Permit, submittal, and fabrication-ready drawing packages

Software

 Autodesk AutoCAD	 Autodesk Revit	 RhinoCeros 3D	 GRAPHISOFT Archicad	 Autodesk Inventor
 SketchUp 3D	 Lumion 3D	 V-Ray (by Chaos)	 KeyShot 3D Rendering	 Autodesk Advance Steel

Architectural Design Services



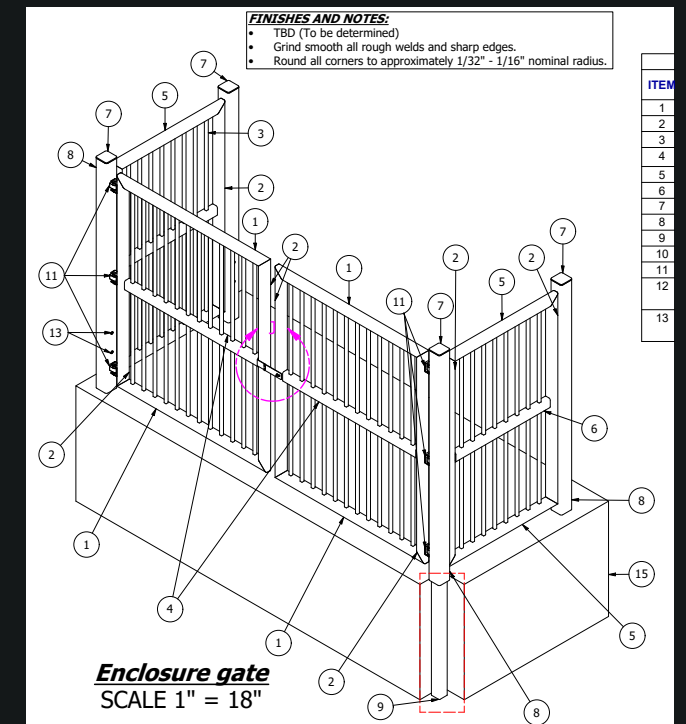
Engineering Services



Scan To Detail Design Services



Shop & Fabrication Drawings



Machinery & Technology



YOU IMAGINE. WE BUILD.

CAPABILITY STATEMENT

Company Overview

SD Industries is a certified DBE, ACDBE, SBE, HUB, MBE, and NJPW subcontractor and fabricator delivering high-quality architectural metal, signage, and structural packages. Backed by \$30 million aggregate and \$15 million single bonding, we execute complex projects nationwide with speed, precision, and reliability across transit, aviation, and infrastructure sectors.

Core Capabilities

- Architectural Metals: Guardrails, Handrails, Cladding, Roofing & Siding, Stair Railings, Bollards, Canopies, Fencing & Staircases
- Signage: Wayfinding, Logo & Letters, Directories & ADA
- Glass: Bulletproof, Frosted, Insulated & Laminated
- Design & Engineering: Shop Drawings, BIM, Rendering & Value Engineering

Differentiators

- Certified, Bonded, and Union-Affiliated
- In-House Fabrication in Conroe, TX
- Deep Experience with Public Infrastructure
- Known for Speed, Schedule Control, and Install-Readiness
- Trusted by National GCs, State & Federal Agencies, and Architects

Past Performance

- World Trade Center – Tower 1, PATH, Oculus
- JFK Terminal 4
- LaGuardia Airport
- Amtrak – 200+ Stations Nationwide
- Grand Central / Times Square / Numerous MTA Projects
- Multiple NYCHA Projects
- Queens Midtown / Brooklyn Battery Tunnels

	NAICS Code	NIGP Code
Metal	332323, 332311 332322, 238290	15010, 15570, 33000, 33032, 33084, 57090, 77000, 80562, 91013
Signage	339950	03752, 78530, 80100
Glass	327215	44000

Certifications

- TXDOT: DBE, ACDBE, SBE
- TXCPA: HUB
- PANYNJ: MBE, DBE, ACDBE, SBE
- NJ: NJPW Contractor
- NYS: MBE (In Progress)
- NYC: MBE
- NYCSCA: MBE
- CADOT: DBE, ACDBE
- AISC: Certified - Building Fabricator

Membership

- AISC: American Institute of Steel Construction
- AWS: American Welding Society

Bonding Capacity

- Aggregate: \$30 Million
- Per Project: \$15 Million

Preferred By

- MTA
- Amtrak
- MBTA
- CTA
- NYCHA
- NYC DEP



Tube Laser



Flat Laser



Press Brake



Gang Band Saw



Iron Worker



Laser Welder

Mig Welding

TIG Welding

Tube Sanding

Iron Worker