



# METAL STAIRCASE CATALOG

## CERTIFICATIONS

Member of AISC | AISC Certified | Member of AWS |  
HUB - TxCPA | DBE/ACDBE - PANYNJ | MBE - PANYNJ |  
SBE - PANYNJ | DBE/ACDBE - TxDOT | SBE - TxDOT |  
DBE/ACDBE - Caltrans | MBE - NYC SBS | NJPW Contractor |  
MBE - NYC SCA | Cage Code - SBA

**SD**  
INDUSTRIES

[www.sd-ind.com](http://www.sd-ind.com)  
212-348-8000  
[sales@sd-ind.com](mailto:sales@sd-ind.com)



# CONTENTS

## **06 Straight Staircases**

Single Flight, Split Straight (With Landing), Open Riser Straight and Closed Riser Straight Staircase

## **08 Spiral Staircases**

Standard Spiral (Central Pole), Double Helix Spiral, Square Spiral and Wide Radius Spiral Staircase

## **10 L-Shaped Staircases**

Quarter Turn (With Landing), Winder L-Shaped (Without Landing), Open Riser L-Shaped and Closed Riser L-Shaped Staircase

## **12 U-Shaped Staircases**

Half-Turn (With Landing), Winder U-Shaped, Split U-Shaped (Grand Entry) and U-Shaped Staircase with Landing

## **14 Floating Staircases**

Mono Stringer Floating, Double Stringer Floating, Glass Railings Floating and Cantilevered Floating Staircase

## **16 Industrial Staircases**

























Grating, Checker Plate, Emergency Exit and Utility Platform Staircase



## STRAIGHT STAIRCASES

Straight staircases are linear metal stairs for direct access, offering a clean look, strong support, and easy installation in all spaces.

### DETAILS


<b>Market Applications</b>	Airports   Railways & Transit   Retail & Commercial   Industrial   Residential																		
<b>Dimensions</b>	Width: 3'-6' / Rise: 7"-7.5" / Tread: 11"-12"																		
<b>Installation Methods</b>	Direct anchor to concrete/steel structure or bolted base plates																		
<b>Customization</b>	Tread size   Riser height   Width   Railing type   Balusters																		
<table border="1"> <thead> <tr> <th colspan="3">Material</th> <th colspan="3">Finish</th> </tr> </thead> <tbody> <tr> <td> Steel</td> <td> Stainless Steel</td> <td> Aluminum</td> <td> Galvanized</td> <td> Powder Coated</td> <td> Painted</td> </tr> <tr> <td></td> <td></td> <td></td> <td> Brushed Finish</td> <td> Custom</td> <td></td> </tr> </tbody> </table>		Material			Finish			 Steel	 Stainless Steel	 Aluminum	 Galvanized	 Powder Coated	 Painted				 Brushed Finish	 Custom	
Material			Finish																
 Steel	 Stainless Steel	 Aluminum	 Galvanized	 Powder Coated	 Painted														
			 Brushed Finish	 Custom															



Single Flight Staircase




Split Straight Staircase (with landing)



Open Riser Straight Staircase
























Closed Riser Straight Staircase



## SPIRAL STAIRCASES

Spiral staircases are space-saving metal stairs that curve around a central post, offering a compact design, strong structure, and modern visual appeal.

### DETAILS

<b>Market Applications</b>	Hospitality & Hotels   Retail   Residential   Government																		
<b>Dimensions</b>	Ø 4'-7' radius / Rise: 7"-7.5" / Tread: 30° angle																		
<b>Installation Methods</b>	Central column anchoring or slab-mounted spiral assembly																		
<b>Customization</b>	Radius size   Central pole diameter   Baluster & railing design																		
<table border="1"> <thead> <tr> <th colspan="3">Material</th> <th colspan="3">Finish</th> </tr> </thead> <tbody> <tr> <td> Steel</td> <td> Stainless Steel</td> <td> Cast Iron</td> <td> Polish Steel</td> <td> Powder Coated</td> <td> Painted</td> </tr> <tr> <td colspan="3"></td> <td> + Custom</td> <td colspan="2"></td> </tr> </tbody> </table>		Material			Finish			 Steel	 Stainless Steel	 Cast Iron	 Polish Steel	 Powder Coated	 Painted				 + Custom		
Material			Finish																
 Steel	 Stainless Steel	 Cast Iron	 Polish Steel	 Powder Coated	 Painted														
			 + Custom																



Standard Spiral Staircase  
(central pole)



Double Helix Spiral Staircase



Square Spiral Staircase









Wide Radius Spiral Staircase



## L-SHAPED STAIRCASES


L-shaped staircases are metal stairs that turn at a 90-degree angle, offering efficient use of space, added safety, and a clean, modern look.

### DETAILS


<b>Market Applications</b>	Commercial   Residential   Hotels   Warehouses
<b>Dimensions</b>	Width: 3'-6" / Landing: 3'x3' to 6'x6'
<b>Installation Methods</b>	Bolted to floor slabs and stringers anchored to walls or beams
<b>Customization</b>	Step size   Landing dimension   Railing pattern
<b>Material</b>	<b>Finish</b>
 Steel  Stainless Steel	 Brushed Finish  Powder Coated  Painted
	 + Custom



Quarter Turn Staircase (with landing)



Winder L-Shaped Staircase (without landing)



Open Riser L-Shaped Staircase









Closed Riser L-Shaped Staircase



### U-SHAPED STAIRCASES


U-shaped staircases are metal stairs with a 180-degree turn, providing a compact layout, enhanced safety, and a bold architectural presence.

#### DETAILS


<b>Market Applications</b>	Airports   Transit   Commercial   Warehouses   Residential
<b>Dimensions</b>	Width: 4'-8' / Landing: Customizable
<b>Installation Methods</b>	Bracket anchoring, stringers bolted to steel/concrete slab
<b>Customization</b>	Flight length   Landing size   Handrail design
<b>Material</b>	<b>Finish</b>
 Steel  Stainless Steel	 Galvanized  Powder Coated  Painted
	 Custom




Half-Turn Staircase with Landing



Winder U-Shaped Staircase



Split U-Shaped Staircase (grand entry)










U-Shaped Staircase with Mid-Landing



## FLOATING STAIRCASES


Floating staircases are sleek metal stairs with hidden supports, creating a modern, open look while maintaining strength and stability.

### DETAILS

<b>Market Applications</b>	Hotels   Retail   Residential   Corporate Offices
<b>Dimensions</b>	Width: 3'-4' / Riser: 7"-7.5"
<b>Installation Methods</b>	Hidden wall anchoring, concealed stringers, embedded in wall
<b>Customization</b>	Riser type   Glass railing   Tread material
<b>Material</b>	<b>Finish</b>
 Steel  Stainless Steel  Aluminum	 Brushed Finish  Powder Coated  Painted
	 + Custom



Mono Stringer Floating Staircase



Double Stringer Floating Staircase



Glass Railing Floating Staircase


















Cantilevered Floating Staircase




## INDUSTRIAL STAIRCASES

Industrial staircases are heavy-duty metal stairs built for durability and high-traffic use, ideal for factories, warehouses, and utility spaces.

### DETAILS

<b>Market Applications</b>	Industrial   Warehouses   Railways   Government										
<b>Dimensions</b>	Width: 3'-5' / Tread Depth: 10"-12"										
<b>Installation Methods</b>	Bolted to steel platforms, columns, and wall-mounted brackets										
<b>Customization</b>	Load capacity   Anti-slip treads   Guardrail height										
<table border="1"> <thead> <tr> <th colspan="2">Material</th> <th colspan="3">Finish</th> </tr> </thead> <tbody> <tr> <td> Steel</td> <td> Stainless Steel</td> <td> Galvanized</td> <td> Powder Coated</td> <td> Custom</td> </tr> </tbody> </table>		Material		Finish			 Steel	 Stainless Steel	 Galvanized	 Powder Coated	 Custom
Material		Finish									
 Steel	 Stainless Steel	 Galvanized	 Powder Coated	 Custom							



Grating Staircase



Checker Plate Staircase



Emergency Exit Staircase



Utility Platform Staircase

# DURABILITY YOU CAN WALK ON.

## SECURITY & SAFETY

Engineered for stability, built to protect every step.

## DURABILITY

Made with tough metals to withstand time, load, and wear.

## CUSTOMIZATION


Designed to fit your space, style, and structure perfectly.

## VERSATILITY

Adaptable solutions for homes, industries, and everything between.

## AESTHETIC APPEAL

Modern lines and finishes that elevate your space with style.



**YOU IMAGINE. WE BUILD.**

Scope	Master Format Code	NAICS Code
Guardrails & Handrails	05 52 00	332323
Bollards	32 39 00	332323
Canopies	10 73 13	332311
Fencing	32 31 00	332323
Gates	08 34 53	332323
Metal Staircases	05 51 00	332323
Stair Railings	05 52 13	332323
Bicycle Racks	12 93 13	332323
Cladding	07 42 13	332322
Roofing	07 41 13 & 07 53 23	332322 & 238160
Escalator & Elevator Enclosures	14 91 23	238290
Ticket Booths	13 41 13	332311
Wayfinding	10 14 23	339950
Sign Boxes	10 14 33	339950
Logos & Letters	10 14 43	339950
Directories	10 14 23	339950
Bulletin Boards	10 14 23	339950
Plaques	10 14 13	339950
ADA Signage	10 14 00	339950
Glass & Glazing	08 80 00	327215

**MASTER FORMAT & NAICS CODES**