




OMEGA

OMEGA URBAN FURNITURE PRODUCT LINE

Consultation, Design Services, Engineering, Fabrication, Installation.

www.sd-ind.com | sales@sd-ind.com | 212-348-8000



OMEGA

01

OMEGA

INDUSTRIAL STRENGTH. ARCHITECTURAL PRECISION.

Omega is a complete urban furniture line that brings structural clarity and visual strength to public spaces. Defined by sharp edges, folded planes, and a signature polygonal loop profile, Omega reflects a fabrication-first approach—every cut, weld, and bend expresses technical mastery.

The line is built entirely from heavy-gauge steel plate, laser-cut and cold-formed, then finished with precision welds and weather-resistant coatings. The result is a bold, sculptural system that's as durable as it is distinct.

Key Features

Robust Steel Construction:

All elements are made from thick steel plate—cut, folded, and welded in-house—ensuring longevity under high-traffic, outdoor conditions.

Signature Frame Geometry:

The octagonal loop form used in benches, bike racks, and bollards anchors the collection. This recognizable silhouette ensures visual unity and identity.

Dual-Tone Finishes:

Contrasting powder-coated finishes (matte black + satin metallic) highlight the contrast between structure and utility across all elements.

Modular + Scalable:

Each product functions as a standalone element or as part of a larger coordinated system—allowing adaptation to diverse public settings.

Form Follows Fabrication:

Design decisions reflect the manufacturing process—fold lines, relief cuts, and welding seams are intentionally exposed as part of the design language.



OMEGA BENCH

INDUSTRIAL STRENGTH.
REFINED DESIGN.

The Omega Bench embodies precision engineering and bold geometry. Built entirely in steel, it offers durability for high-traffic public spaces with a profile that feels both structural and sharp. The angled frame creates a distinctive silhouette while maximizing strength and comfort. Every detail is shaped for performance — from the bent metal supports to the seamless seat and backrest integration.



OMEGA BENCH

STRONG LINES,
QUIET PRESENCE

Key Features

Welded steel frame:

Full metal construction guarantees strength and long-term resistance in outdoor environments.

Angular design:

The hexagonal leg profile is not only visually striking — it also reinforces the structure without additional components.

Two configurations:

Available in both backless and backed versions to suit plazas, parks, and waiting areas.

Powder-coated finish:

The coated surface resists wear, corrosion, and fading while allowing for color customization.

Flush joint detailing:

All connection points are precisely aligned and concealed for a clean, minimal appearance.



OMEGA BIN

ENGINEERED FOR THE URBAN EDGE

The Omega Bin blends industrial-grade steelwork with a clean, architectural geometry. Its distinctive wraparound structure not only enhances visual identity but also adds mechanical strength and vandal resistance. Every edge, cut, and weld is precisely crafted for high durability and ease of use in demanding public environments.

Key Features

Monolithic steel frame:

Formed from a continuous folded steel plate that ensures structural integrity and a seamless look.

Integrated sloped cover:

Minimizes water intake and provides weather protection without extra moving parts.

Perforated steel liner:


Enhances airflow, reduces odor buildup, and adds a refined texture to the bin's exterior.

Ground plate mount:

Provides rigid anchoring with minimal visual obstruction and clean contact with the pavement.



Powder-coated finish:

Resistant to corrosion and impact, available in multiple color options for customized deployment.



OMEGA TRASH BIN

04



OMEGA BIKE RACK

ONE PIECE.
TOTAL FUNCTION.

The Omega Bike Rack is engineered from a single bent steel plate, delivering durability through simplicity. Its monolithic form provides intuitive bike support while maintaining a clean, modern look. Designed for individual installation or repeated in series, it adapts easily to public, private, or corporate settings.

Key Features

Single-piece Construction:

Made from one bent steel plate, eliminating joints and welds for maximum strength and durability.

Versatile Mounting:

Functions as a standalone element or as part of a modular series to scale with demand and space.

Universal Fit:

Accommodates all common bicycle frame sizes and locking methods, securing both frame and wheel.

Low-profile Aesthetic:

The geometric silhouette complements the Omega line's design language while minimizing visual clutter.

High-resistance Coating:

Finished with weather-resistant powder coating for outdoor longevity and easy maintenance.



OMEGA BIKE RACK

05

OMEGA BOLLARD

INDUSTRIAL STRENGTH, LUMINOUS CLARITY

The Omega Bollard redefines the boundary between form and function. Built from a single steel profile, its clean silhouette is enhanced with an integrated LED marker light for visibility, safety, and presence. It serves as both a spatial delimiter and a subtle lighting element — ideal for walkways, plazas, and parking boundaries.

Key Features

Monolithic Steel Body:

Made from a single folded steel sheet, the structure provides exceptional durability and resistance to impact or deformation.

Integrated LED Lighting:


A discreet yet powerful LED marker is embedded into the top, offering ambient lighting or visual warning depending on installation needs.

Versatile Functionality:

Suitable for pedestrian areas, cycle paths, parking lots, and traffic regulation — all while maintaining design continuity.

Clean Installation:

Designed for anchoring directly to concrete or paved surfaces with concealed base plates.



OMEGA BOLLARD

06



SDI OMEGA URBAN FURNITURE PRODUCT LINE

CONTACT

HEADQUARTERS

250 Pehle Ave, Ste 200, Saddle Brook, NJ 07663

FACTORY

213 Porter Rd, Conroe, TX 77301



www.sd-ind.com



sales@sd-ind.com



212-348-8000