



# SIGNAGE CATALOG

MBE & DBE CERTIFIED



---

sd-ind.com  
212-348-8000  
sales@sd-ind.com





STAGEO

Kō

36 St

BIKE ROUTE  
SHARED LANE

CITY SPEED LIMIT  
25  
PHOTO ENFORCED





Rufman

ASTORIA  
STUDIOS

34 Av

36 St

STAGEO

STAGEN





# ABOUT US

With over 50 years of experience, we are one of the leading architectural fabricators in the United States. We have completed countless projects with major contractors, developers, architects, and designers. We continue to set new standards for high-quality architectural fabrication.

At SD Industries, we specialize in precision-engineered metal, signage, and glass solutions tailored to meet the needs of architectural, commercial, and industrial projects. With a commitment to quality, innovation, and craftsmanship, we bring expertise and advanced manufacturing technology to every project. From custom architectural metalwork and high-visibility signage to durable glass solutions, we deliver products that enhance functionality, safety, and aesthetics. Our team is dedicated to providing superior design, engineering, and fabrication services, ensuring that every product meets the highest industry standards. Driven by excellence and customer satisfaction, we work closely with our clients to turn their visions into reality. Whether you need custom fabrication, installation, or consultation, SD Industries is your trusted partner in delivering high-quality, long-lasting solutions.



# TABLE OF CONTENTS

## WAYFINDING SIGNS

07

- Directional Signs
- Identification Signs
- Regulatory Signs
- Informational Signs
- Emergency Signs
- Monument Wayfinding Signs

## SIGN BOXES

09

- Illuminated Sign Boxes
- Non-Illuminated Sign Boxes
- Double-Sided Sign Boxes
- Custom Shape Sign Boxes

## LOGO & LETTER SIGNS

11

- Channel Letters
- Flat-Cut Letters
- Halo-Lit Letters
- Front-Lit Letters

## DIRECTORIES

13

- Wall-Mounted Directories
- Freestanding Directories
- Digital Directories
- Braille Directories



# TABLE OF CONTENTS

## BULLETIN BOARDS

15

- Cork Bulletin Boards
- Magnetic Boards
- Changeable Letter Boards
- Digital Bulletin Boards

## PLAQUES

17

- Precision Tooled Plaques
- Cast Plaques
- Etched Plaques
- Thin Gauge Plaques

## ADA SIGNAGE

19

- Room Identification Signs
- Directional Signs
- Emergency Signs
- Regulatory Signs














## WAYFINDING SIGNS

Designed for clear navigation, wayfinding signs guide people with directional, informational, and regulatory signage, ensuring accessibility and safety in public spaces.

### DETAILS

Market Applications	Airports   Railways & Transit   Hospitality & Hotels   Retail & Commercial   Government & Military
Dimensions (In)	18" x 24"   36" x 48"   (Customizable)
Installation Methods	Wall-Mounted   Pole-Mounted   Ceiling-Hung   Freestanding   Surface Mounted
Customization	Extensive Options & Customization Available
<div><div><div>Material</div><div><div></div><div>Stainless Steel</div><div></div><div>Aluminum</div><div></div><div>Acrylic</div><div></div><div>Polycarbonate</div></div><div><div>Finish</div><div><div></div><div>Brushed</div><div></div><div>Powder Coated</div><div></div><div>Painted</div><div></div><div>Custom</div></div></div></div></div>	





Directional Signs



Identification Signs



Regulatory Signs



Informational Signs



Emergency Signs



Monument Wayfinding Signs











## SIGN BOXES

Sign Boxes are enclosed illuminated or non-illuminated signs that enhance visibility and branding for businesses, storefronts, and public spaces.

### DETAILS

Market Applications	Retail & Commercial   Hospitality & Hotels   Residential & Mixed-Use   Government & Military
Dimensions (In)	24" x 36"   48" x 96"   (Customizable)
Installation Methods	Wall-Mounted   Pole-Mounted   Ceiling-Hung   Freestanding
Customization	Extensive Options & Customization Available

Material		Finish		
				
Aluminum	Acrylic	Glossy	Powder Coated	Matte
				
		Custom		



Illuminated Sign Boxes



Non-Illuminated Sign Boxes



Double-Sided Sign Boxes



Custom Shape Sign Boxes










## LOGO & LETTER SIGNS

Logo & Letter Signs combine custom logos and lettering to create impactful branding, ideal for businesses, offices, and storefronts.

### DETAILS


Market Applications	Retail & Commercial   Hospitality & Hotels   Residential & Mixed-Use   Industrial & Warehouses
Dimensions (In)	12" to 48" Letter Height (Customizable)
Installation Methods	Flush Mount   Raceway Mount   Backer Panel   Stud-Mounted
Customization	Extensive Options & Customization Available
Material	
<div> <div>  </div> <div>  </div> </div> <div> <div>Aluminum</div> <div>Acrylic</div> </div>	
Finish	
<div> <div>  </div> <div>  </div> <div>  </div> </div> <div> <div>Brushed</div> <div>Painted</div> <div>Custom</div> </div>	




Channel Letters



Flat-Cut Letters



Halo-Lit Letters



Front-Lit Letters













## DIRECTORIES

Directories Signage helps visitors navigate spaces by displaying organized listings of locations, offices, or departments in buildings.

### DETAILS

Market Applications	Airports   Railways & Transit   Hospitality & Hotels   Retail & Commercial   Government & Military
Dimensions (In)	24" x 36"   48" x 72"   (Customizable)
Installation Methods	Wall-Mounted   Freestanding   Recessed   Surface Mounted
Customization	Extensive Options & Customization Available

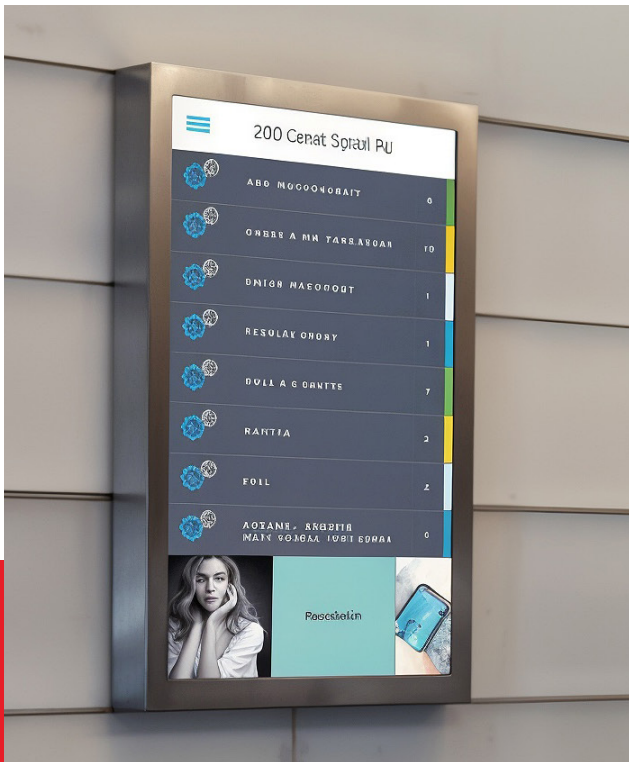
Material			Finish		
					
Stainless Steel	Aluminum	Glass	Brushed	Anodized	Painted
					
Acrylic			Custom		



Wall-Mounted Directories



Freestanding Directories



Digital Directories



Braille Directories














## BULLETIN BOARD

Bulletin Signage provides space for notices, announcements, or updates, available in cork, magnetic, or digital formats for various settings.

### DETAILS

Market Applications	Government & Military   Industrial & Warehouses   Schools & Universities   Offices
Dimensions (In)	24" x 36"   48" x 96"   (Customizable)
Installation Methods	Wall-Mounted   Freestanding   Enclosed Cabinet   Recessed Mount
Customization	Extensive Options & Customization Available

Material			Finish		
					
Steel	Aluminum	Brass	Powder Coated	Matte	Painted
					
Acrylic	Glass		+		
			Custom		



Cork Bulletin Boards



Magnetic Boards



Changeable Letter Boards



Digital Bulletin Boards













## PLAQUES

Plaques are engraved or cast displays used for recognition, dedication, or signage, available in metal, acrylic, or stone for lasting impressions.

### DETAILS


Market Applications	Government & Military   Hospitality & Hotels   Retail & Commercial   Industrial & Warehouses
Dimensions (In)	8" x 10"   24" x 36"   (Customizable)
Installation Methods	Wall-Mounted   Pole-Mounted   Flush Mount   Stand-Off Mounted
Customization	Extensive Options & Customization Available

Material			Finish		
					
Stainless Steel	Bronze	Brass	Oxidized	Painted	Brushed
					
Acrylic			Custom		





Precision Tooled Plaques



Cast Plaques



Etched Plaques



Thin Gauge Plaques











## ADA SIGNAGE

ADA Signage ensures accessibility with compliant tactile lettering, braille, and high-contrast designs for easy readability in public spaces.

### DETAILS

<b>Market Applications</b>	Hospitals   Airports   Government & Military   Retail & Commercial   Residential & Mixed-Use
<b>Dimensions (In)</b>	6" x 8"   18" x 24"   (Customizable)
<b>Installation Methods</b>	Wall-Mounted   Pole-Mounted   Door-Mounted   Freestanding   Surface Mounted
<b>Customization</b>	Extensive Options & Customization Available
<div> <div>Material</div> <div> <div>  Aluminum </div> <div>  Acrylic </div> </div> </div>	
<div> <div>Finish</div> <div> <div>  Brushed </div> <div>  Matte </div> <div>  Painted </div> <div>  + Custom </div> </div> </div>	



Room Identification Signs



Directional Signs



Emergency Signs



Regulatory Signs



# GUIDING YOUR WAY, EVERY STEP OF THE WAY

## ENHANCES NAVIGATION

Helps people find their way easily in any environment.

## IMPROVES SAFETY & COMPLIANCE

Meets ADA, regulatory, and emergency requirements.

## CUSTOMIZABLE SOLUTIONS

Available in various sizes, materials, and finishes.

## INDOOR & OUTDOOR DURABILITY

Weather-resistant and long-lasting for all environments.

## VERSATILE APPLICATIONS

Ideal for corporate offices, retail, hospitality, and public spaces.





## CONTACT

### CORPORATE HEADQUARTERS

250 Pehle Ave, Suite 200, Saddle Brook NJ 07663

### SHOP ADDRESS

213 Porter Road, Conroe Road Texas 77301



sd-ind.com



212-348-8000



sales@sd-ind.com

MBE & DBE Certified

WHERE  
IMAGINATION  
MEETS  
FABRICATION

