

SIGNAGE

CATALOG

CERTIFICATIONS

Member of AISC | AISC Certified | Member of AWS |
HUB - TxCPA | DBE/ACDBE - PANYNJ | MBE - PANYNJ |
SBE - PANYNJ | DBE/ACDBE - TxDOT | SBE - TxDOT |
DBE/ACDBE - Caltrans | MBE - NYC SBS | NJPW Contractor |
MBE - NYC SCA | Cage Code - SBA

SD
INDUSTRIES

www.sd-ind.com
212-348-8000
sales@sd-ind.com

CONTENTS

04 Wayfinding Signs

Directional, Identification, Regulatory, Informational, Emergency and Monument Wayfinding Signs

06 Sign Boxes

Illuminated, Non-Illuminated, Double-Sided and Custom Shape Sign Boxes

08 Logo & Letter Signs

Channel Letters, Flat-Cut, Halo-Lit and Front-Lit Letters

10 Directories

Wall-Mounted, Freestanding, Digital and Braille Directories

12 Bulletin Boards

Cork, Magnetic, Changeable Letter and Digital Bulletin Board

14 Plaques

Precision Tooled, Cast, Etched and Thin Gauge Plaques

16 ADA Signage

Room Identification, Directional, Emergency and Regulatory Signs



www.sd-ind.com
212-348-8000
sales@sd-ind.com



WAYFINDING SIGNS

Designed for clear navigation, wayfinding signs guide people with directional, informational, and regulatory signage, ensuring accessibility and safety in public spaces.

DETAILS

Market Applications	Airports Railways & Transit Hospitality & Hotels Retail & Commercial Government & Military
Dimensions (In)	18" x 24" 36" x 48" (Customizable)
Installation Methods	Wall-Mounted Pole-Mounted Ceiling-Hung Freestanding Surface Mounted
Customization	Extensive Options & Customization Available
Material	Finish
<ul style="list-style-type: none"> Stainless Steel Aluminum Acrylic Polycarbonate 	<ul style="list-style-type: none"> Brushed Powder Coated Painted + Custom



Directional Signs



Identification Signs



Regulatory Signs



Informational Signs



Emergency Signs









Monument Wayfinding Signs



SIGN BOXES

Sign Boxes are enclosed illuminated or non-illuminated signs that enhance visibility and branding for businesses, storefronts, and public spaces.

DETAILS

Market Applications	Retail & Commercial Hospitality & Hotels Residential & Mixed-Use Government & Military
Dimensions (In)	24" x 36" 48" x 96" (Customizable)
Installation Methods	Wall-Mounted Pole-Mounted Ceiling-Hung Freestanding
Customization	Extensive Options & Customization Available
Material	Finish
 Aluminum  Acrylic	 Glossy  Powder Coated  Matte
	 + Custom



Illuminated Sign Boxes



Non-Illuminated Sign Boxes



Double-Sided Sign Boxes








Custom Shape Sign Boxes



LOGO & LETTER SIGNS


Logo & Letter Signs combine custom logos and lettering to create impactful branding, ideal for businesses, offices, and storefronts.

DETAILS

Market Applications	Retail & Commercial Hospitality & Hotels Residential & Mixed-Use Industrial & Warehouses
Dimensions (In)	12" to 48" Letter Height (Customizable)
Installation Methods	Flush Mount Raceway Mount Backer Panel Stud-Mounted
Customization	Extensive Options & Customization Available
Material	Finish
 Aluminum  Acrylic	 Brushed  Painted  Custom




Channel Letters



Flat-Cut Letters



Halo-Lit Letters











Front-Lit Letters



DIRECTORIES

Directories Signage helps visitors navigate spaces by displaying organized listings of locations, offices, or departments in buildings.

DETAILS

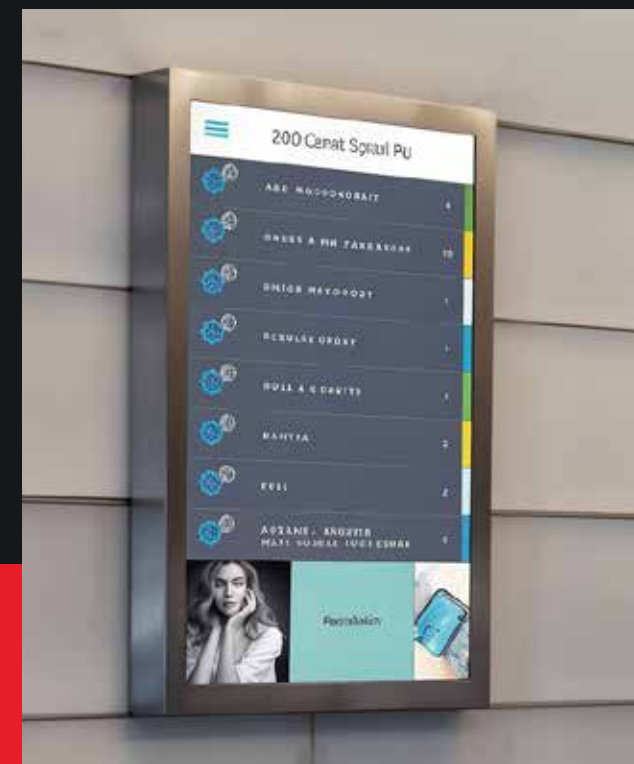
Market Applications	Airports Railways & Transit Hospitality & Hotels Retail & Commercial Government & Military
Dimensions (In)	24" x 36" 48" x 72" (Customizable)
Installation Methods	Wall-Mounted Freestanding Recessed Surface Mounted
Customization	Extensive Options & Customization Available
Material	Finish
 Stainless Steel  Aluminum  Glass  Acrylic	 Brushed  Anodized  Painted  + Custom



Wall-Mounted Directories



Freestanding Directories



Digital Directories











Braille Directories



BULLETIN BOARD

Bulletin Signage provides space for notices, announcements, or updates, available in cork, magnetic, or digital formats for various settings.

DETAILS

Market Applications	Government & Military Industrial & Warehouses Schools & Universities Offices
Dimensions (In)	24" x 36" 48" x 96" (Customizable)
Installation Methods	Wall-Mounted Freestanding Enclosed Cabinet Recessed Mount
Customization	Extensive Options & Customization Available
Material	Finish
 Steel  Aluminum  Brass	 Powder Coated  Matte  Painted
 Acrylic  Glass	 Custom



Cork Bulletin Boards



Magnetic Boards



Changeable Letter Boards






Digital Bulletin Boards




PLAQUES

Plaques are engraved or cast displays used for recognition, dedication, or signage, available in metal, acrylic, or stone for lasting impressions.

DETAILS


Market Applications	Government & Military Hospitality & Hotels Retail & Commercial Industrial & Warehouses				
Dimensions (In)	8" x 10" 24" x 36" (Customizable)				
Installation Methods	Wall-Mounted Pole-Mounted Flush Mount Stand-Off Mounted				
Customization	Extensive Options & Customization Available				
<table border="1"> <thead> <tr> <th>Material</th> <th>Finish</th> </tr> </thead> <tbody> <tr> <td>  Stainless Steel  Bronze  Brass  Acrylic </td> <td>  Oxidized  Painted  Brushed  + Custom </td> </tr> </tbody> </table>		Material	Finish	 Stainless Steel  Bronze  Brass  Acrylic	 Oxidized  Painted  Brushed  + Custom
Material	Finish				
 Stainless Steel  Bronze  Brass  Acrylic	 Oxidized  Painted  Brushed  + Custom				



Precision Tooled Plaques



Cast Plaques



Etched Plaques









Thin Gauge Plaques



ADA SIGNAGE

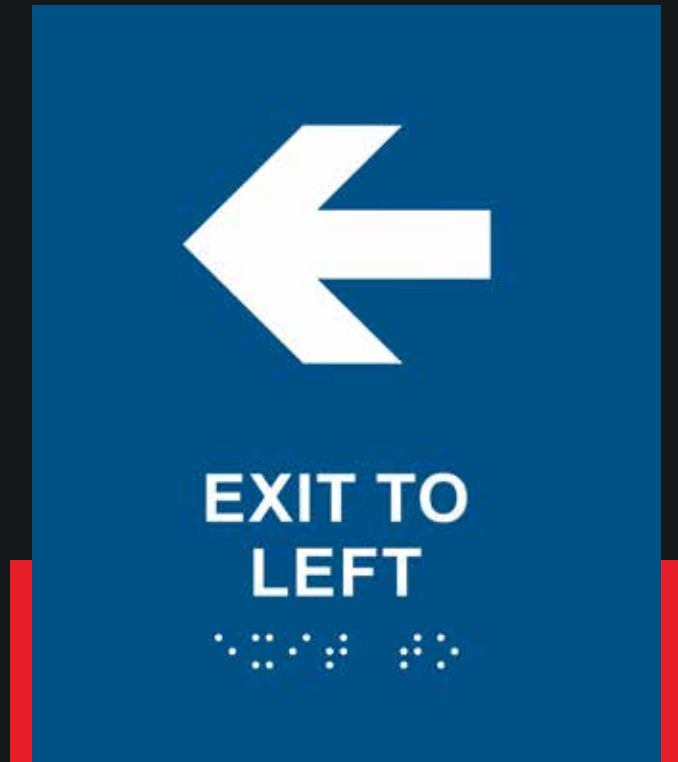
ADA Signage ensures accessibility with compliant tactile lettering, braille, and high-contrast designs for easy readability in public spaces.

DETAILS

Market Applications	Hospitals Airports Government & Military Retail & Commercial Residential & Mixed-Use
Dimensions (In)	6" x 8" 18" x 24" (Customizable)
Installation Methods	Wall-Mounted Pole-Mounted Door-Mounted Freestanding Surface Mounted
Customization	Extensive Options & Customization Available
Material	Finish
 Aluminum  Acrylic	 Brushed  Matte  Painted
	 + Custom



Room Identification Signs



Directional Signs



Emergency Signs



Regulatory Signs

GUIDING YOUR WAY, EVERY STEP OF THE WAY

ENHANCES NAVIGATION

Helps people find their way easily in any environment.

IMPROVES SAFETY & COMPLIANCE

Meets ADA, regulatory, and emergency requirements.

CUSTOMIZABLE SOLUTIONS

Available in various sizes, materials, and finishes.

INDOOR & OUTDOOR DURABILITY

Weather-resistant and long-lasting for all environments.

VERSATILE APPLICATIONS

Ideal for corporate offices, retail, hospitality, and public spaces.



YOU IMAGINE. WE BUILD.

Scope	Master Format Code	NAICS Code
Guardrails & Handrails	05 52 00	332323
Bollards	32 39 00	332323
Canopies	10 73 13	332311
Fencing	32 31 00	332323
Gates	08 34 53	332323
Metal Staircases	05 51 00	332323
Stair Railings	05 52 13	332323
Bicycle Racks	12 93 13	332323
Cladding	07 42 13	332322
Roofing	07 41 13 & 07 53 23	332322 & 238160
Escalator & Elevator Enclosures	14 91 23	238290
Ticket Booths	13 41 13	332311
Wayfinding	10 14 23	339950
Sign Boxes	10 14 33	339950
Logos & Letters	10 14 43	339950
Directories	10 14 23	339950
Bulletin Boards	10 14 23	339950
Plaques	10 14 13	339950
ADA Signage	10 14 00	339950
Glass & Glazing	08 80 00	327215

MASTER FORMAT & NAICS CODES