



BOLLARDS

CATALOG



MBE & DBE CERTIFIED

SBE / TX HUB ZONE - IN PROGRESS

www.sd-ind.com

212-348-8000

sales@sd-ind.com



ABOUT US

With over 50 years of experience, we are one of the leading architectural fabricators in the United States. We have completed countless projects with major contractors, developers, architects, and designers. We continue to set new standards for high-quality architectural fabrication.

At SD Industries, we specialize in precision-engineered metal, signage, and glass solutions tailored to meet the needs of architectural, commercial, and industrial projects. With a commitment to quality, innovation, and craftsmanship, we bring expertise and advanced manufacturing technology to every project. From custom architectural metalwork and high-visibility signage to durable glass solutions, we deliver products that enhance functionality, safety, and aesthetics. Our team is dedicated to providing superior design, engineering, and fabrication services, ensuring that every product meets the highest industry standards. Driven by excellence and customer satisfaction, we work closely with our clients to turn their visions into reality. Whether you need custom fabrication, installation, or consultation, SD Industries is your trusted partner in delivering high-quality, long-lasting solutions.

TABLE OF CONTENTS

SECURITY BOLLARDS

05

- Crash-Rated Bollards
- Reinforced Bollards

TRAFFIC & PARKING BOLLARDS

07

- Fixed Bollards
- Removable Bollards
- Collapsible Bollards

ARCHITECTURAL BOLLARDS

09

- Decorative Bollards
- Customized Finishes

ILLUMINATED BOLLARDS

11

- Integrated Lighting Bollards
- Pathway Security Bollards

RETRACTABLE & REMOVABLE BOLLARDS

13

- Manual Retractable Bollards
- Automatic Retractable Bollards

BICYCLE BOLLARDS

15

- Bollard-Bike Rack Hybrids













SECURITY BOLLARDS

Crash-Rated Bollards are high-impact barriers made from reinforced steel, meeting K4-M50 ratings for vehicle stopping in high-security zones.

DETAILS

Market Applications	Airports Railways & Transit Government & Military		
Dimensions (In)	Diameter 6" - 12"	Heights 24" - 48"	Base Plate 12" x 12" - 14" x 14"
Installation Methods	Deep Mount Core Drilled Embedded Surface Mount		
Customization	Extensive Options & Customization Available		

Material			Finish		
 Steel	 Stainless Steel	 Aluminum	 Brushed	 Galvanized	 Mirror Polished
 Brass			 Powder Coated	 Painted	 Custom

CRASH-RATED BOLLARDS



K-Rated Bollards



ASTM F2656 Bollards

REINFORCED BOLLARDS



Deep-Mount Steel Bollards











Steel-Core Reinforced Bollards



TRAFFIC & PARKING BOLLARD WITH SLEEVE

Traffic & Parking Bollards regulate vehicle access and improve safety, protecting pedestrians and infrastructure.

DETAILS

Market Applications	Retail & Commercial Residential & Mixed-Use Industrial & Warehouses		
Dimensions (In)	Diameter 4" - 10"	Heights 24" - 42"	Base Plate 10" x 10" - 12" x 12"
Installation Methods	Surface Mount Embedded Quick Release Bolt-Down		
Customization	Extensive Options & Customization Available		
Material			Finish
<div>  Steel  Stainless Steel  Aluminum </div>			<div>  Brushed  Galvanized  Powder Coated </div>
			<div>  Painted  + Custom </div>

FIXED BOLLARDS



Surface-Mount Bollards



Embedded Steel Bollards

REMOVABLE BOLLARDS



Lockable Steel Bollards



Quick-Release Bollards

COLLAPSIBLE BOLLARDS



Fold-Down Bollards









Spring-Loaded Bollards



ARCHITECTURAL BOLLARDS

Architectural Bollards combine security and aesthetics, enhancing urban spaces, commercial areas, and pedestrian zones while providing vehicle protection.

DETAILS

Market Applications	Hospitality & Hotels Retail & Commercial Residential & Mixed-Use		
Dimensions (In)	Diameter 4" - 8"	Heights 24" - 36"	Base Plate 8" x 8" - 10" x 10"
Installation Methods	Surface Mount Embedded		
Customization	Extensive Options & Customization Available		
Material			Finish
			
Steel	Stainless Steel	Aluminum	Powder Coated
			
Cast Iron			Anodized
			
			Painted
			
			Custom

DECORATIVE BOLLARDS



Cast Iron Bollards



Stainless Steel Decorative Bollards

CUSTOMIZED FINISHES



Custom Powder-Coated Bollards







Etched-Design Bollards



ILLUMINATED BOLLARDS

Illuminated Bollards provide visibility and security, enhancing pedestrian pathways, parking lots, and urban spaces with LED or solar lighting.

DETAILS

Market Applications	Airports Railways & Transit Hospitality & Hotels		
Dimensions (In)	Diameter 4" – 8"	Heights 24" – 36"	Base Plate 8" x 8" – 10" x 10"
Installation Methods	Surface Mount Embedded		
Customization	Extensive Options & Customization Available		
Material		Finish	
			
Steel	Stainless Steel	Aluminum	Galvanized
			
			Powder Coated
			
			Custom

INTEGRATED LIGHTING BOLLARDS



LED Bollards



Solar-Powered Bollards

PATHWAY SECURITY BOLLARDS



Glowing Pathway Bollards



Motion-Sensor Bollards



RETRACTABLE & REMOVABLE BOLLARDS

Retractable & Removable Bollards allow flexible access control in parking and security zones.

DETAILS

Market Applications	Airports Railways & Transit, Retail & Commercial Government & Military		
Dimensions (In)	Diameter 6" - 10"	Heights 24" - 42"	Base Plate 10" x 10" - 12" x 12"
Installation Methods	Retractable (Manual) Flush Mount Retractable (Automatic)		
Customization	Extensive Options & Customization Available		
Material			Finish
<div> <div>Steel</div> <div>Stainless Steel</div> <div>Aluminum</div> </div>			<div> <div>Brushed</div> <div>Galvanized</div> <div>Powder Coated</div> </div>
			<div> <div>+</div> <div>Custom</div> </div>

MANUAL RETRACTABLE



Key-Operated Retractable Bollards



Manual Lift-Assist Bollards

AUTOMATIC RETRACTABLE BOLLARDS



Hydraulic Bollards



Pneumatic Bollards



Remote-Controlled Bollards








Electromechanical Retractable Bollards



BICYCLE BOLLARDS

Bicycle Bollards provide secure bike parking and protect cycling lanes, enhancing safety in urban and public spaces.

DETAILS

Market Applications	Retail & Commercial Residential & Mixed-Use Hospitality & Hotels		
Dimensions (In)	Diameter 3" - 6"	Heights 30" - 36"	Base Plate 6" x 6" - 8" x 8"
Installation Methods	Surface Mount Embedded		
Customization	Extensive Options & Customization Available		
Material		Finish	
			
Steel	Stainless Steel	Brushed	Galvanized
			Powder Coated
			
		Custom	



U-Rack Bollards



Ring Bollards



Wave Rack bollards



Custom Shape Bollards

STAND STRONG: ENGINEERED FOR IMPACT, DESIGNED FOR SECURITY.

IMPACT RESISTANCE

Meticulously engineered to absorb and deflect vehicular impacts, reducing the risk of unauthorized access or damage.

DURABILITY

Built to last with materials that resist weathering, corrosion, and wear, ensuring long-term security.

AESTHETIC INTEGRATION

Designed with a sleek profile that blends seamlessly with both modern and traditional environments.

VERSATILITY

Suitable for a variety of applications—from perimeter protection and traffic management to public space safety and architectural enhancement.





CONTACT

CORPORATE HEADQUARTERS

250 Pehle Ave, Suite 200, Saddle Brook, NJ 07663

SHOP ADDRESS

213 Porter Road, Conroe, TX 77301



www.sd-ind.com



212-348-8000



sales@sd-ind.com

MBE & DBE Certified

SBE / TX HUB ZONE - IN PROGRESS

WHERE
IMAGINATION
MEETS
FABRICATION

