




BAND



BAND URBAN FURNITURE PRODUCT LINE

Consultation, Design Services, Engineering, Fabrication, Installation.

www.sd-ind.com | sales@sd-ind.com | 212-348-8000



BAND

01

BAND

PRECISION FOLDED. ELEGANTLY RESOLVED.

Band is a series of urban furniture defined by its distinctive folded steel profile and seamless structural integration. Each piece is crafted from a single continuous band of laser-cut and precision-bent steel, achieving a minimal aesthetic without sacrificing robustness. Designed for public space and high-use environments, the Band line stands out for its clarity in form and durability in fabrication. The result is a collection that is both sculptural and utilitarian—engineered to endure, yet refined in presence.

Key Features Across the Line

Monomaterial Construction:

Each product is fabricated from high-grade steel, minimizing welds and points of failure. This enhances structural integrity while keeping manufacturing efficient.

Satin or Matte Finish Options:

Available in powder-coated steel or brushed stainless, allowing for weather resistance and aesthetic versatility.

Consistent Formal Language:

From benches to bins and bike racks, the band motif translates fluidly across typologies, creating visual unity across public spaces.

Integrated Functionality:

Elements like drainage slots in bins or subtle elevation in bike racks are built into the form itself, reducing parts and extending product life.

Urban-Ready:



All components are vandal-resistant and easy to anchor to concrete or paving, ensuring secure installation in high-traffic areas.



BAND BENCH

PRECISION IN EVERY CURVE

The Band Bench showcases a refined structural concept built entirely from stainless steel slats and laser-cut frames. Designed for high-traffic public spaces, it offers visual lightness, comfort, and unmatched resilience. The distinctive triangulated support structure anchors a seamless seating plane that transitions naturally into the backrest. Each profile is precisely bent and spaced to achieve structural stability without sacrificing elegance. The bench is offered in two variants: with or without backrest, adaptable to multiple configurations.



BAND BENCH

PRECISION IN EVERY CURVE

Key Features

Monolithic Aesthetic:

Made from continuous slats and frame-integrated profiles that create a unified silhouette with minimal visual joints.

All-Metal Durability:

Fully fabricated from stainless steel, the bench resists corrosion and wear from public use and outdoor exposure.

Comfort Geometry:

The seat's angle and backrest inclination are carefully calculated to provide ergonomic comfort without added elements.

Modular Design:

Available in two variants (with and without backrest) and optional LED lighting under the seat for urban night settings.

Precision Fabrication:

Achieved through laser-cutting and CNC bending to ensure consistency across units and ease of maintenance.

Discrete Anchoring:

Flat base plates with hidden fixing points keep the structure grounded without interrupting the bench's silhouette.



BAND BENCH TYPE B

03

BAND BIN

**DURABLE DESIGN.
NO EDGES. NO NONSENSE.**

The Band Bin is a refined piece of public design that brings together structural integrity and minimalist form. Crafted from precision-cut steel and laser-perforated panels, this bin elevates everyday urban functionality with a clean, dynamic silhouette. Ideal for contemporary public environments.

Key Features

Laser-Cut Steel Panels:

Built entirely from Laser cut steel sheets with high corrosion resistance and exacting tolerances, ensuring long-term performance in demanding outdoor settings.

Integrated Geometry:

The diagonal base integrates seamlessly with the curved body, reducing visual weight while increasing lateral stability.

Perforated Ventilation:

Functional perforations not only offer ventilation and reduced weight but also create a dynamic aesthetic that aligns with the Band line's design language.


Top-Loading Access:

A concealed top entry with softened edges ensures ease of use while maintaining a cohesive external form.



BAND TRASH BIN

04



BAND BIKE RACK

DESIGNED TO HOLD, BUILT TO LAST

The Band Bike Rack offers a sturdy and minimal solution for secure bicycle parking in public or private spaces. Its folded steel profile forms a continuous band that cradles the wheel while visually echoing the rest of the Band collection. Engineered for simplicity and durability, it's easy to install and resistant to corrosion, wear, and urban use.

Key Features

Monolithic Geometry:

Formed from a single sheet of steel with a clean fold, offering structural strength with minimal material waste.

Stable Wheel Support:

The profile hugs the tire without contact on sensitive components, minimizing risk of scratches or imbalance.

Universal Fit:

Accommodates a wide range of bicycle types and tire sizes commonly used in cities.

Secure Locking Point:

Provides an accessible area for U-locks or chains, allowing both frame and wheel to be secured.



BAND BIKE RACK

05



BAND BOLLARD

SIMPLE YET LASTING

The Band Bollard is a sculptural boundary element forged in solid steel, conceived to protect, guide, and subtly shape the urban environment. Its open-frame geometry and solid core offer a strong visual presence while minimizing obstruction. A distinct visual rhythm connects this piece with the rest of the Band line, ensuring harmony in integrated public space projects.

Key Features

High-Strength Steel Body:

Fabricated from laser-cut and folded steel plates, the structure is engineered for impact resistance and urban durability.

Open-Frame Geometry:

The vertical cutouts reduce material weight while maintaining strength, offering both elegance and functionality.

Contrasting Base Plate:

The polished steel block at the bottom enhances visibility and adds a refined finish, making the bollard stand out day and night.

Unified Aesthetic Language:

Shares material logic, color palette, and profile silhouettes with the Band bench, bin, and bike rack — enabling coordinated space design.



BAND BOLLARD

06



SDI BAND FURNITURE PRODUCT LINE

CONTACT

HEADQUARTERS

250 Pehle Ave, Ste 200, Saddle Brook, NJ 07663

OFFICE

50 Harrison St, Ste 214, Hoboken, NJ 07030

FACTORY

213 Porter Rd, Conroe, TX 77301



www.sd-ind.com



sales@sd-ind.com



212-348-8000