



SIGNAGE CATALOG

MBE & DBE CERTIFIED

SBE / TX HUB ZONE - IN PROGRESS

SD
INDUSTRIES

www.sd-ind.com

212-348-8000







sales@sd-ind.com



SIGN BOXES

Sign Boxes are enclosed illuminated or non-illuminated signs that enhance visibility and branding for businesses, storefronts, and public spaces.

DETAILS

Market Applications	Retail & Commercial Hospitality & Hotels Residential & Mixed-Use Government & Military
Dimensions (In)	24" x 36" 48" x 96" (Customizable)
Installation Methods	Wall-Mounted Pole-Mounted Ceiling-Hung Freestanding
Customization	Extensive Options & Customization Available
Material	Finish
 Aluminum	 Glossy
 Acrylic	 Powder Coated
	 Matte
	 Custom



Illuminated Sign Boxes



Non-Illuminated Sign Boxes



Double-Sided Sign Boxes



Custom Shape Sign Boxes



CONTACT

CORPORATE OFFICE

250 Pehle Ave, Suite 200, Saddle Brook, NJ 07663

FACTORY ADDRESS

213 Porter Road, Conroe, TX 77301



www.sd-ind.com



212-348-8000



sales@sd-ind.com

MBE & DBE Certified

SBE / HUB ZONE - IN PROGRESS

WHERE
IMAGINATION
MEETS
FABRICATION

