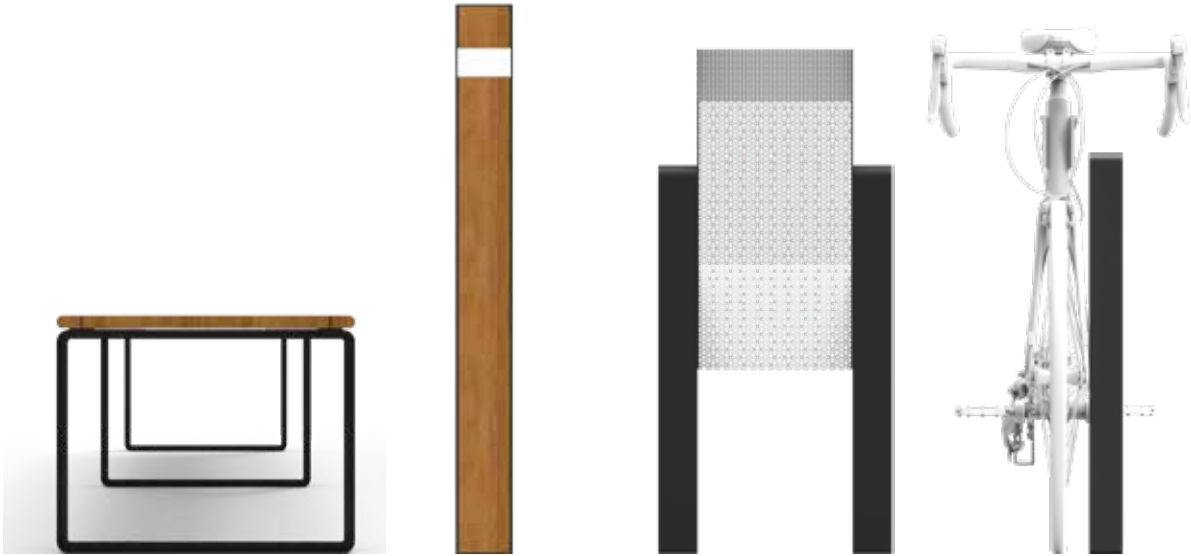




LOOP URBAN FURNITURE PRODUCT LINE

Consultation, Design Services, Engineering, Fabrication, Installation.

www.sd-ind.com | sales@sd-ind.com | 212-348-8000



LOOP

01

LOOP

MATTER THAT CONNECTS

The Loop line redefines urban utility with clean geometry and continuous steel profiles. Each piece is engineered for durability and clarity, showcasing a simple rectangular loop as a visual and structural anchor. The design brings a sense of order and rhythm to public space, while allowing material quality and fabrication precision to speak for themselves. Every component is robust, direct, and built for heavy use.

Key Features

Unified Structural Concept:

All pieces share a distinct loop profile that integrates legs and support in one bent steel component, minimizing welds and maximizing strength.

Mixed Material Finishes:

Combining powder-coated steel with natural wood or perforated steel plates, the line achieves a balanced contrast between warm and industrial tones.

Rigidity with Elegance:

The flat-plane construction keeps the appearance light without compromising on mechanical resistance or load-bearing capacity.

Anchored for Public Use:

Each element is grounded with base plates for mechanical fastening, ensuring permanent, theft-resistant installation in outdoor environments.

Efficient Production:

Standardized sections and repeated manufacturing logic reduce costs and simplify batch production in steel workshops.



LOOP BENCH
MINIMAL FORM.
MAXIMUM PRESENCE.

The Loop Bench reimagines urban seating through a sharp contrast of natural warmth and structural clarity. Framed by a single-loop steel base, the design captures elegance in simplicity. Whether with or without backrest, each configuration offers the same unified language of proportion and durability. This bench is built to endure—and built to stand out.



LOOP BENCH

MINIMAL FORM.
MAXIMUM PRESENCE.

Key Features

Signature Loop Frame:

A single continuous steel profile supports the bench in a clean, closed-loop structure that offers high resistance and visual consistency.

Solid Wood Surfaces:

The seat and backrest are made from precision-cut hardwood planks, treated for exterior use while maintaining their natural tone and grain.

Modular Versions:

Available in backless and backrest configurations, allowing seamless adaptation to various site conditions and user needs.

Exposed Fasteners:

Mechanical fastenings remain visible, emphasizing honesty in fabrication and ease of maintenance.

Understated Geometry:

The steel base maintains a minimal footprint while anchoring the bench visually and physically to the ground.



LOOP BENCH TYPE B

03

LOOP BIN

PRECISION MEETS PRACTICALITY.

The Loop Trash Bin combines sharp geometric forms with the durability of industrial-grade materials. Its angular body, wrapped by a perforated metal shell, brings a bold and modern identity to public waste management. This piece is designed to resist weather, vandalism, and wear, while allowing easy service access and high-capacity disposal.

Key Features

Geometric Shell:

The faceted body and integrated ring frame provide structure and identity. The overall form complements the rest of the Loop product line.

Perforated Steel Panel:

The bin is partially enclosed with laser-cut perforated sheets, offering visual transparency while reducing odors and improving ventilation.

Efficient Waste Flow:

The tapered container guides waste downward and prevents internal buildup. The inner bin can be easily removed for fast maintenance.


Built to Last:

Entirely fabricated in powder-coated carbon steel, the frame and panels resist corrosion, impact, and deformation over time.



LOOP TRASH BIN

04



LOOP BIKE RACK

LOCK IT WITH STRUCTURE

The Loop Bike Rack rethinks bike security through simple geometry. Its rectangular frame offers multiple locking points while blending seamlessly into contemporary public spaces. Formed from a single welded steel loop, it delivers strength without visual clutter.

Key Features

Minimal Footprint, Maximum Function:

Its slim profile fits easily in dense urban layouts while providing full contact with frame and wheel for secure locking.

One-Piece Welded Construction:


Fabricated from thick-wall steel tubing, the rack is bent and welded into a seamless form—no joints, no weak points.

Bike-Friendly Design:

Soft corners and rounded edges protect frames and prevent cable wear. The generous height allows upright parking for various bike sizes.

Finishes That Last:

Available in powder-coated or galvanized steel for heavy-duty outdoor performance. Custom RAL colors on request.



LOOP BIKE RACK

05

LOOP BOLLARD

**DEFINED EDGES.
SUBTLE GUIDANCE.**

The Loop Bollard has a strong and slender form that integrates safety, identity, and visual clarity. Made from powder-coated steel with a tropical hardwood inlay, it stands as a functional and aesthetic delimiter for urban and pedestrian spaces. A high-visibility reflective strip near the top ensures visibility during both day and night. The warm contrast between wood and metal reinforces Loop's distinct and robust material language.

Key Features

Steel Frame:

The outer body is fabricated from laser-cut steel, precision-welded and coated in a durable matte-black finish for long-term outdoor resistance.

Wood Inlay:

A vertical insert of tropical hardwood introduces warmth and texture, reinforcing Loop's material identity and visual continuity.

Integrated Light:

A recessed light insert made from reflective white polymer provides visibility at night, enhancing safety without requiring electrical wiring.



LOOP BOLLARD

06





SDI LOOP URBAN FURNITURE PRODUCT LINE

CONTACT

HEADQUARTERS

250 Pehle Ave, Ste 200, Saddle Brook, NJ 07663

FACTORY

213 Porter Rd, Conroe, TX 77301



www.sd-ind.com



sales@sd-ind.com



212-348-8000